

Qualivis

Nursing Demand

June 11, 2023

CONFIDENTIAL

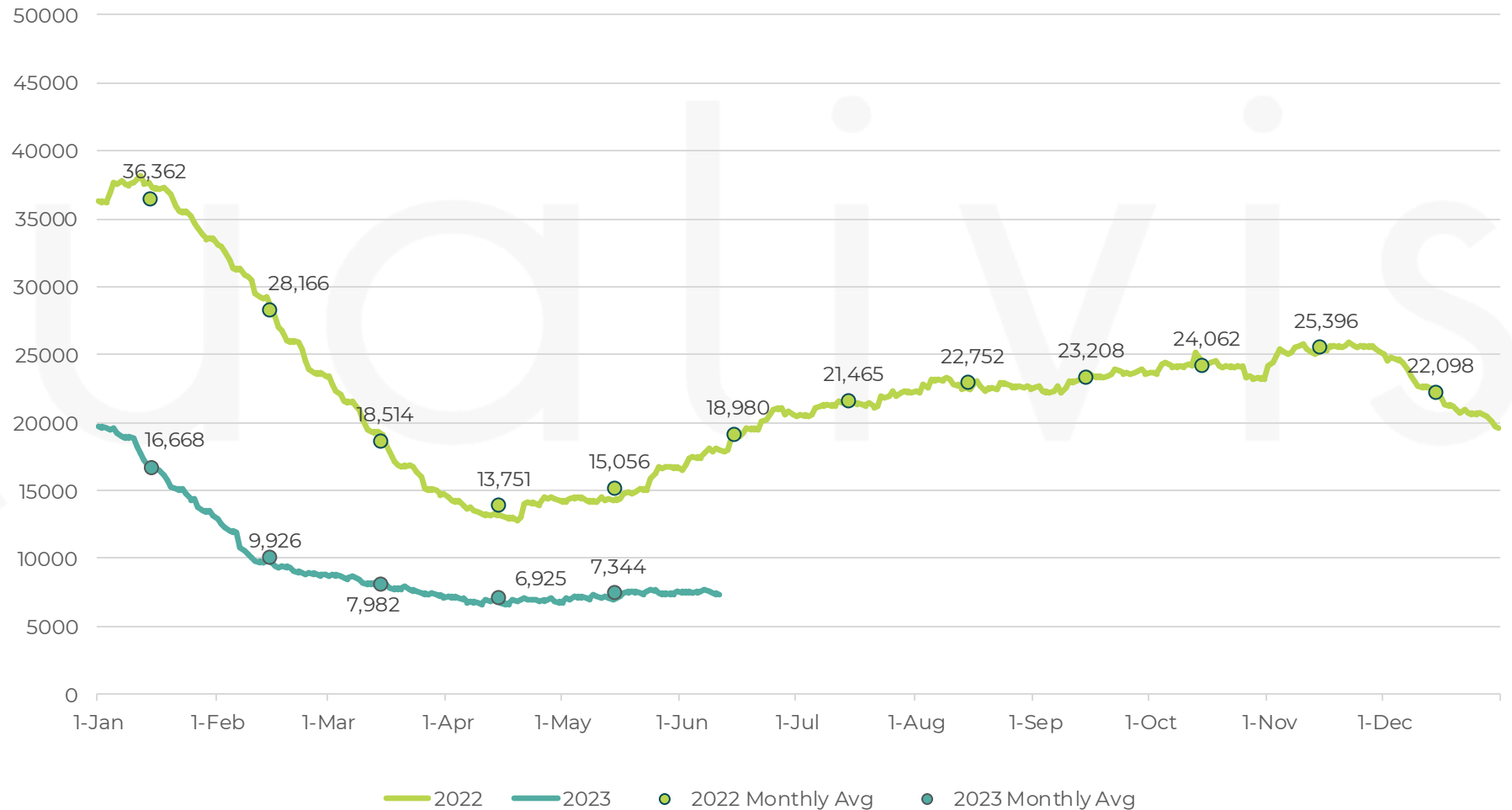
This report, including the data and images within, is owned by Aya Healthcare Inc, including its subsidiaries. Reports are created for client use only. Not for distribution.



National Travel Nursing Demand

2020 – 2023

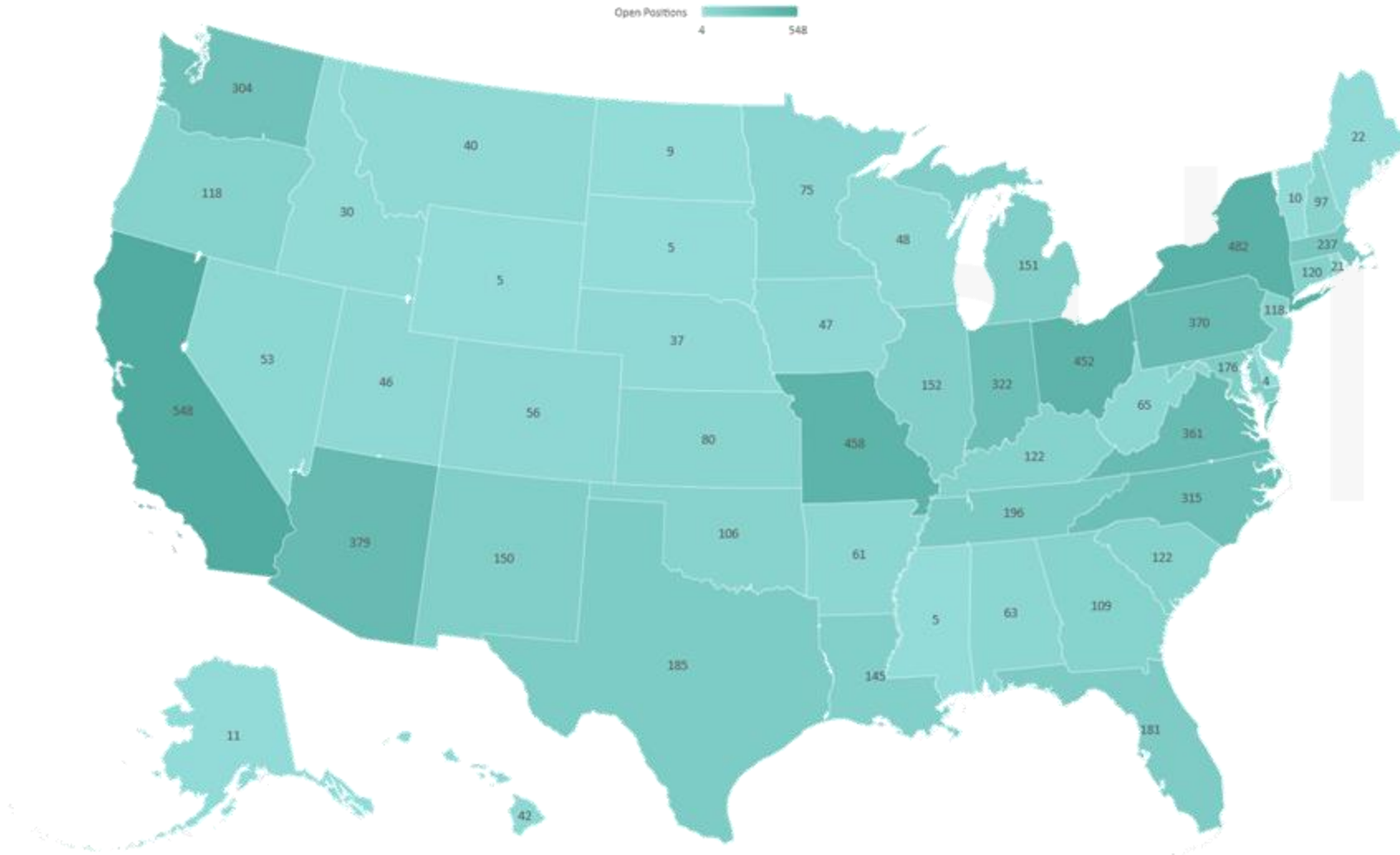
- Travel RN Demand has increased by 4% over the last 30 days with 7,439 open jobs as of 6/11/2023.
- Open Nursing jobs are 59% lower today than on this day in 2022.



- **QUALIVIS 2023. CONFIDENTIAL. NOT FOR DISTRIBUTION.**
- Data is as of 6/11/2023 and is based on Lotus Workforce Solutions data including direct contracts, managed service contracts, and support of third-party staffing programs.
- Travel RN Jobs include all open jobs for travel, contract, EMR, and Strike needs for RN, LPN, and CNA.

National Travel Nursing Demand by State

6/11/2023



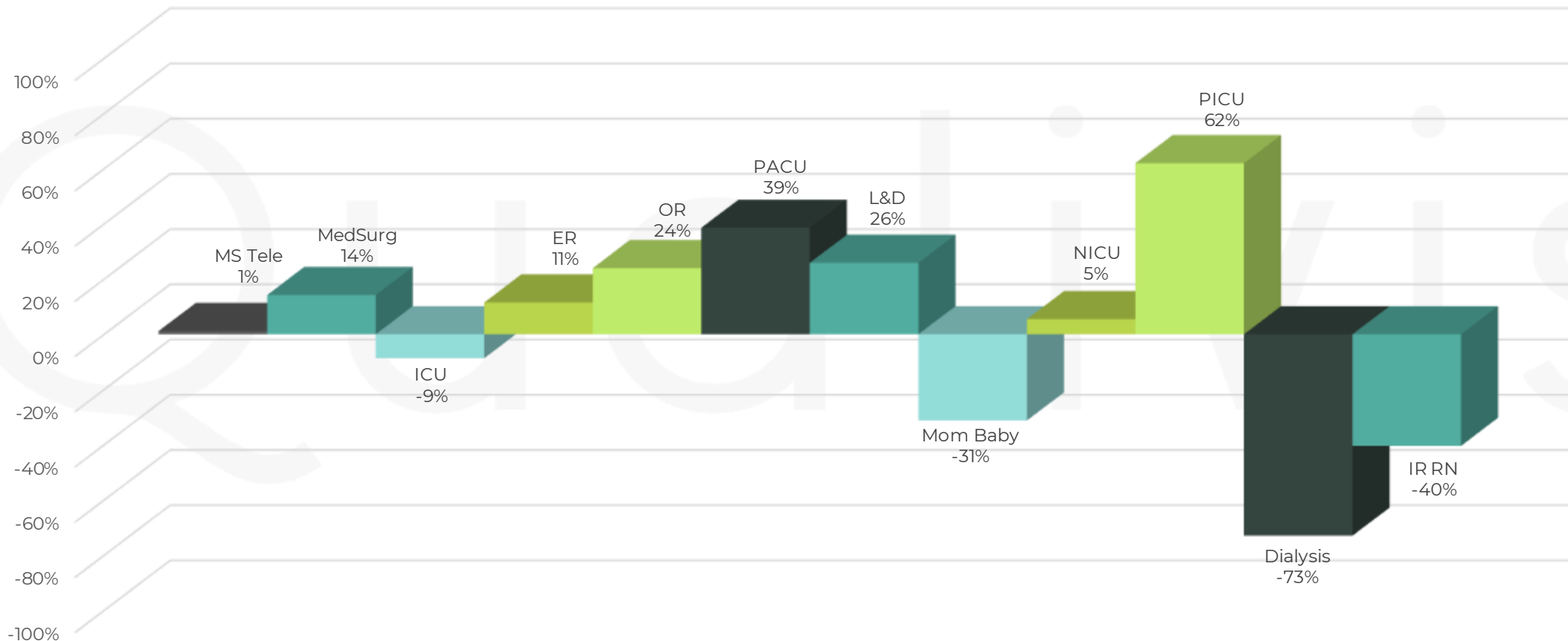
THE STATES WITH THE HIGHEST NURSING DEMAND

1. California (7%)
2. New York (6%)
3. Missouri (6%)
4. Ohio (6%)
5. Arizona (5%)
6. Pennsylvania (5%)
7. Virginia (5%)
8. Indiana (4%)
9. North Carolina (4%)
10. Washington (4%)

- **QUALIVIS 2023. CONFIDENTIAL. NOT FOR DISTRIBUTION.**
- Data is as of 6/11/2023 and is based on Lotus Workforce Solutions data including direct contracts, managed service contracts, and support of third-party staffing programs.

Change in Open Jobs - Nursing

Last 30 Days



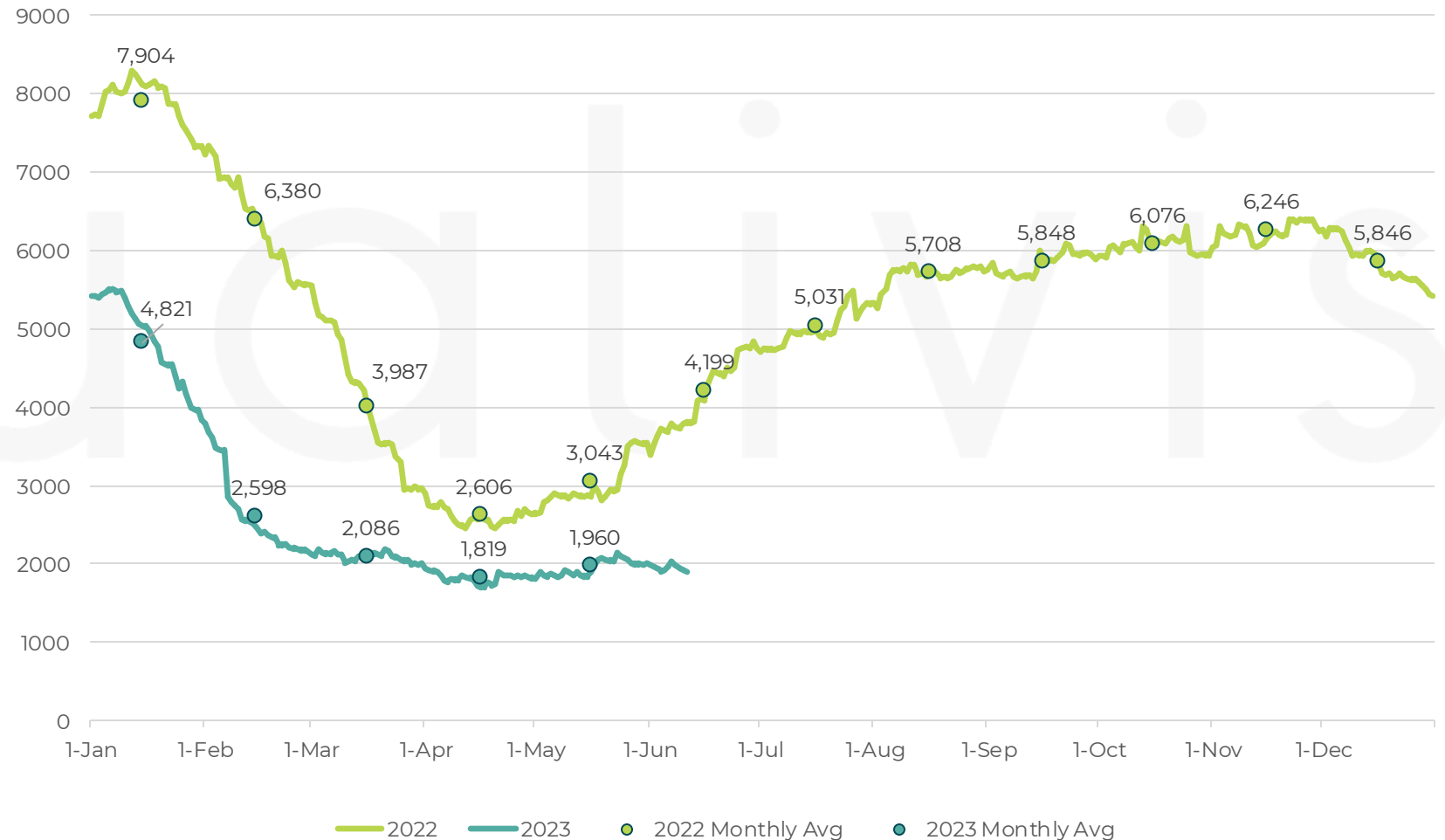
- **QUALIVIS 2023. CONFIDENTIAL. NOT FOR DISTRIBUTION.**

- Data is as of 6/11/2023 and is based on Lotus Workforce Solutions data including direct contracts, managed service contracts, and support of third-party staffing programs.
- Data represents % change between 5/12/2023 and 6/11/2023.
- Data reflects open travel positions within each profession/specialty.

National Travel MS/Tele RN Job Volume

2020 - 2023

- Travel MS Tele RN jobs have increased 1% over the last 30 days, with 1,915 open jobs as of 06/11/2023.
- Travel MS Tele RN jobs are 50% lower today than on this day in 2022.

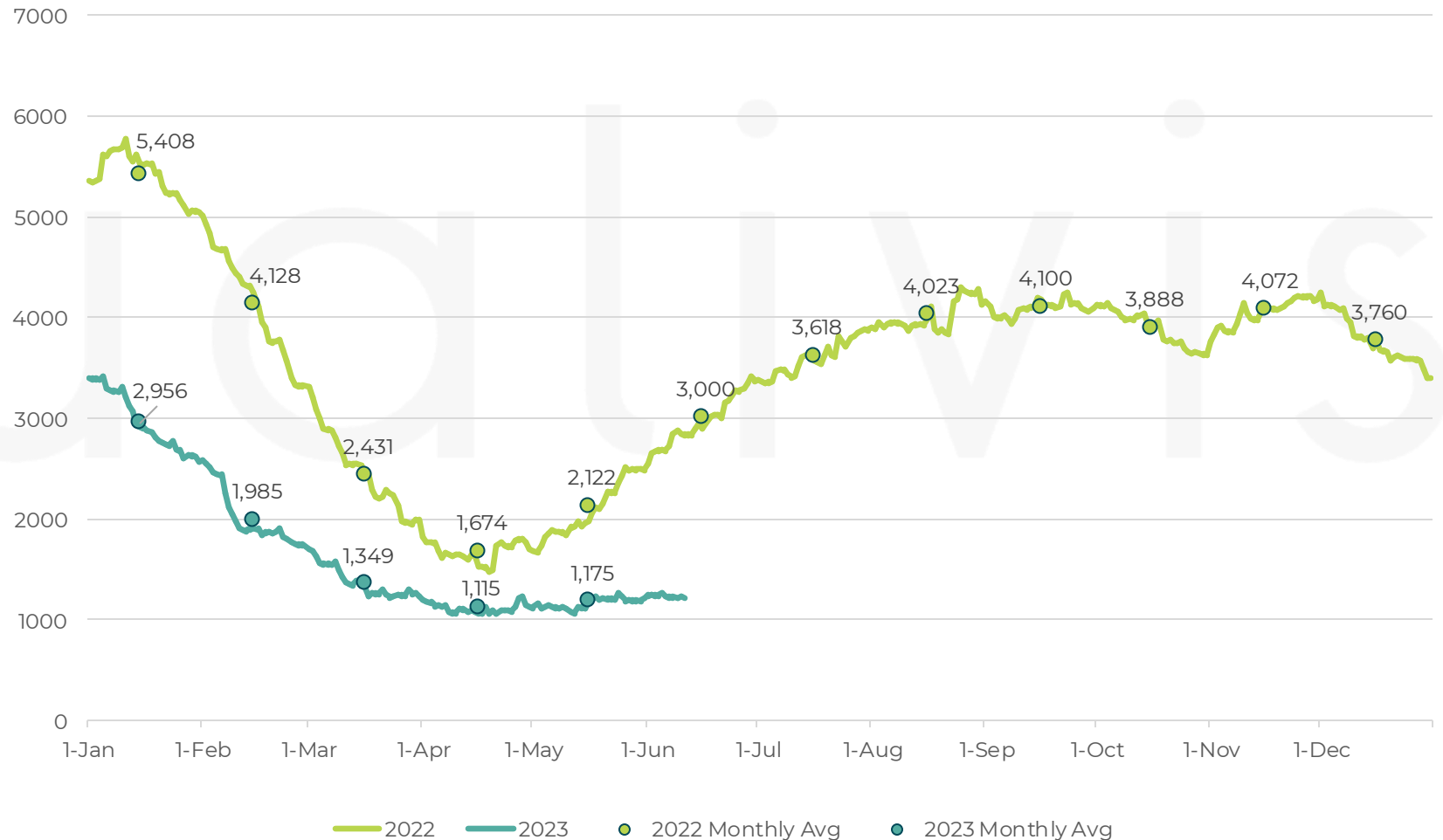


- **QUALIVIS 2023. CONFIDENTIAL. NOT FOR DISTRIBUTION.**
- Open Jobs Data is as of 6/11/2023 and is based on Lotus Workforce Solutions data including direct contracts, managed service contracts, and support of third-party staffing programs.
- MS/Tele job volume includes MS/Tele, Telemetry, Float, PCU, DOU, IMC, and Stepdown.
- Travel RN Jobs include all open jobs for travel, contract, EMR, and Strike needs.

National Travel MedSurg Job Volume

2020 - 2023

- Travel MedSurg RN jobs have increased 14% over the last 30 days, with 1,230 open jobs as of 06/11/2023.
- Travel MedSurg RN jobs are 57% lower today than on this day in 2022.

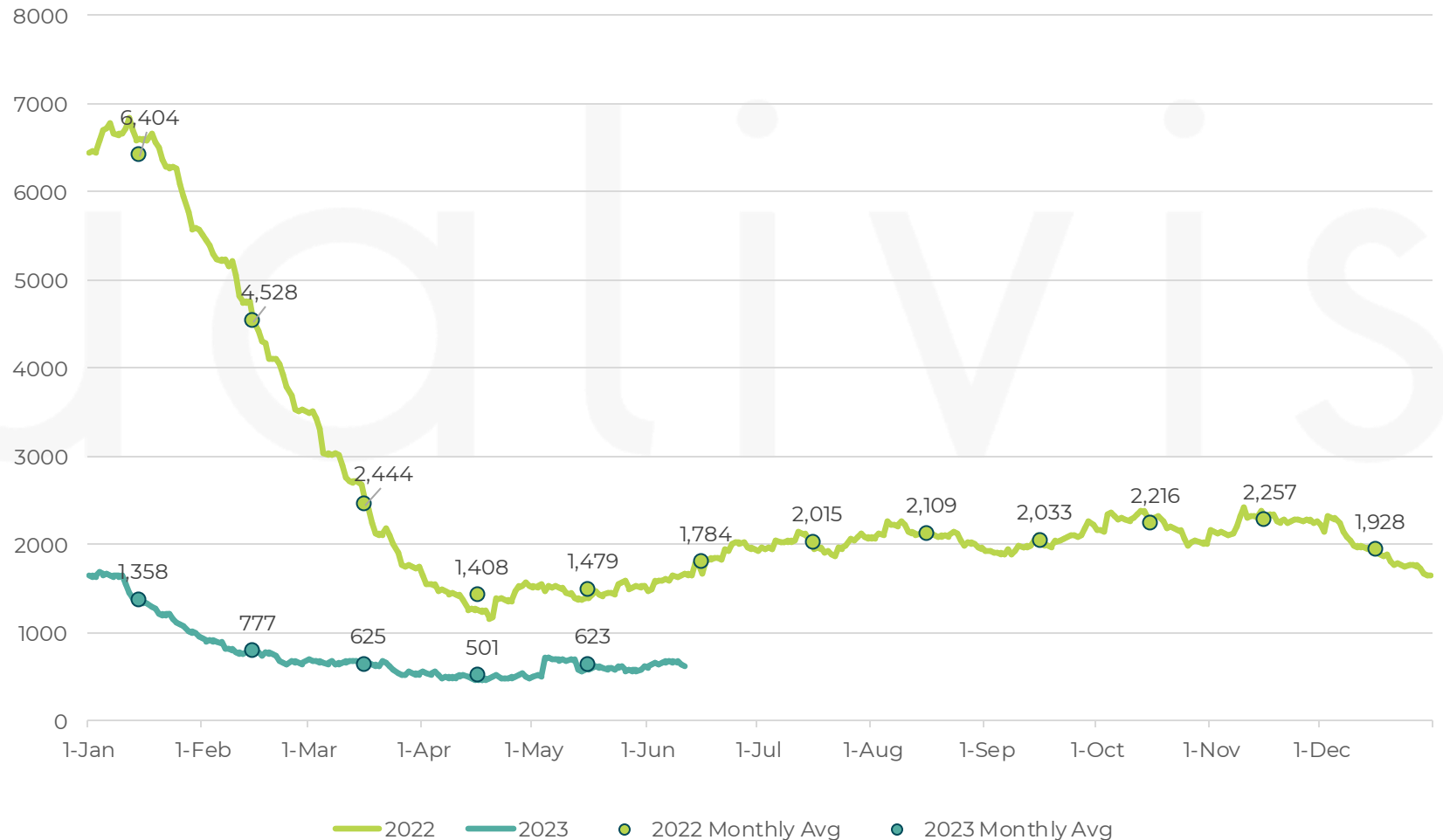


- **QUALIVIS 2023. CONFIDENTIAL. NOT FOR DISTRIBUTION.**
- Open Jobs Data is as of 6/11/2023 and is based on Lotus Workforce Solutions data including direct contracts, managed service contracts, and support of third-party staffing programs.
- Travel RN Jobs include all open jobs for travel, contract, EMR, and Strike needs.

National Travel ICU Job Volume

2020 - 2023

- Travel ICU RN jobs have decreased 9% over the last 30 days, with 643 open jobs as of 06/11/2023.
- Travel ICU RN jobs are 61% lower today than on this day in 2022.

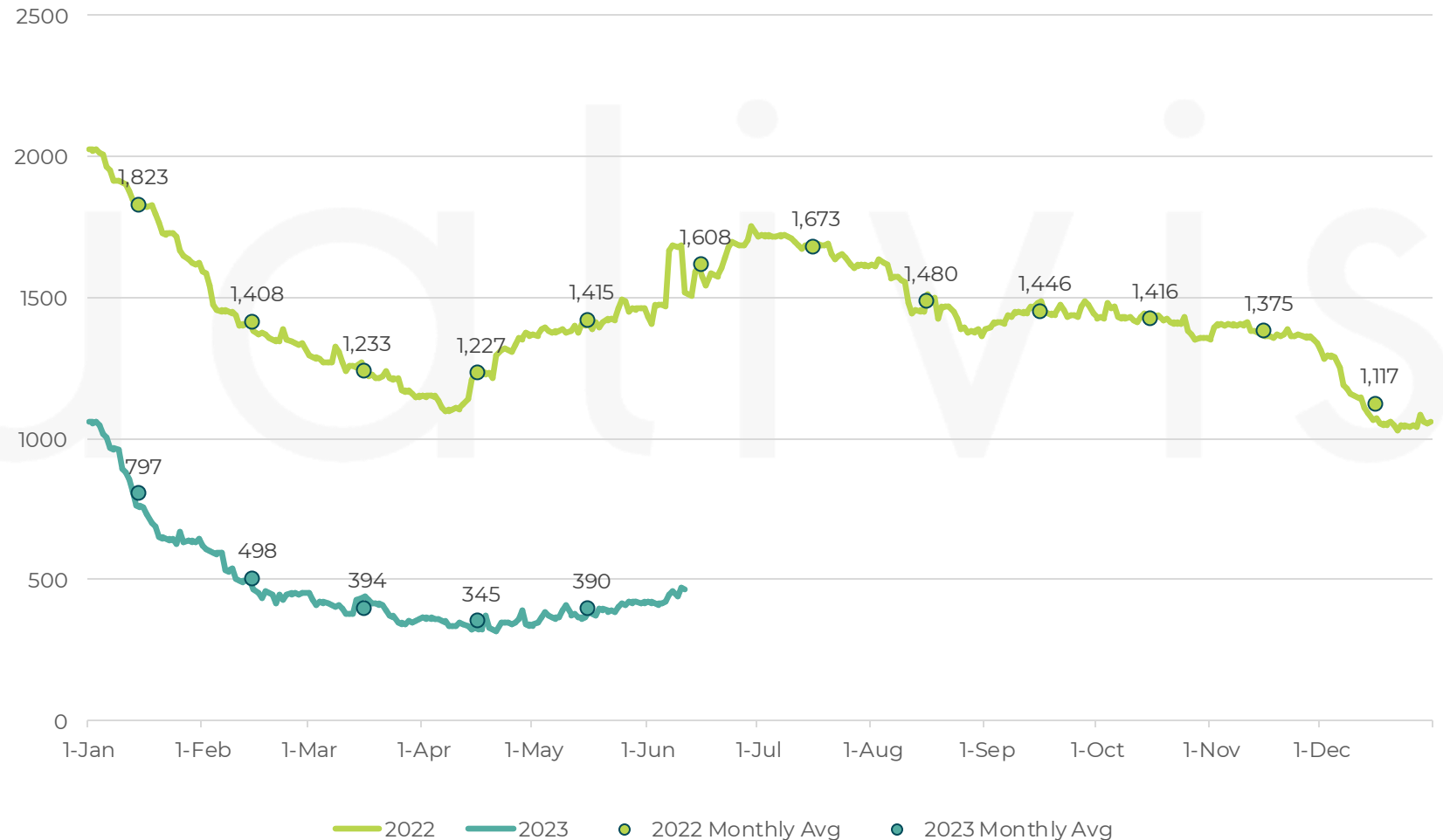


- **QUALIVIS 2023. CONFIDENTIAL. NOT FOR DISTRIBUTION.**
- Open Jobs Data is as of 6/11/2023 and is based on Lotus Workforce Solutions data including direct contracts, managed service contracts, and support of third-party staffing programs.
- ICU includes all Adult ICU units (BICU, SICU, MICU, TICU, COVID-ICU, ICU, CCU, CVICU.)
- Travel RN Jobs include all open jobs for travel, contract, EMR, and Strike needs.

National Travel OR Job Volume

2020 - 2023

- Travel OR RN jobs have increased 24% over the last 30 days, with 471 open jobs as of 06/11/2023.
- Travel OR RN jobs are 69% lower today than on this day in 2022.

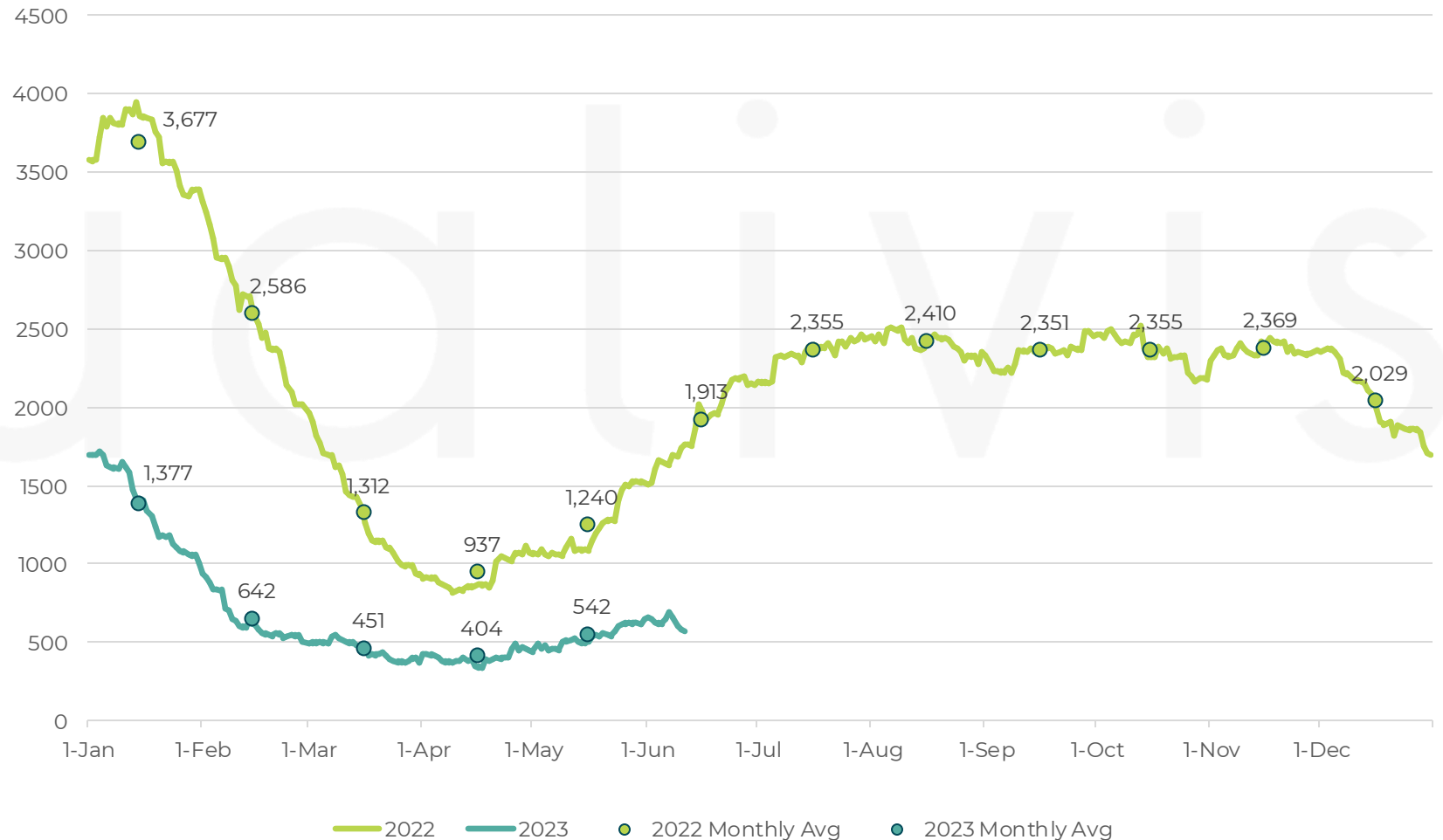


- **QUALIVIS 2023. CONFIDENTIAL. NOT FOR DISTRIBUTION.**
- Open Jobs Data is as of 6/11/2023 and is based on Lotus Workforce Solutions data including direct contracts, managed service contracts, and support of third-party staffing programs.
- OR includes CVOR, OR, and Outpatient Surgery (Adult).
- Travel RN Jobs include all open jobs for travel, contract, EMR, and Strike needs.

National Travel ER Job Volume

2020 - 2023

- Travel ER RN jobs have increased 11% over the last 30 days, with 582 open jobs as of 06/11/2023.
- Travel ER RN jobs are 67% lower today than on this day in 2022.

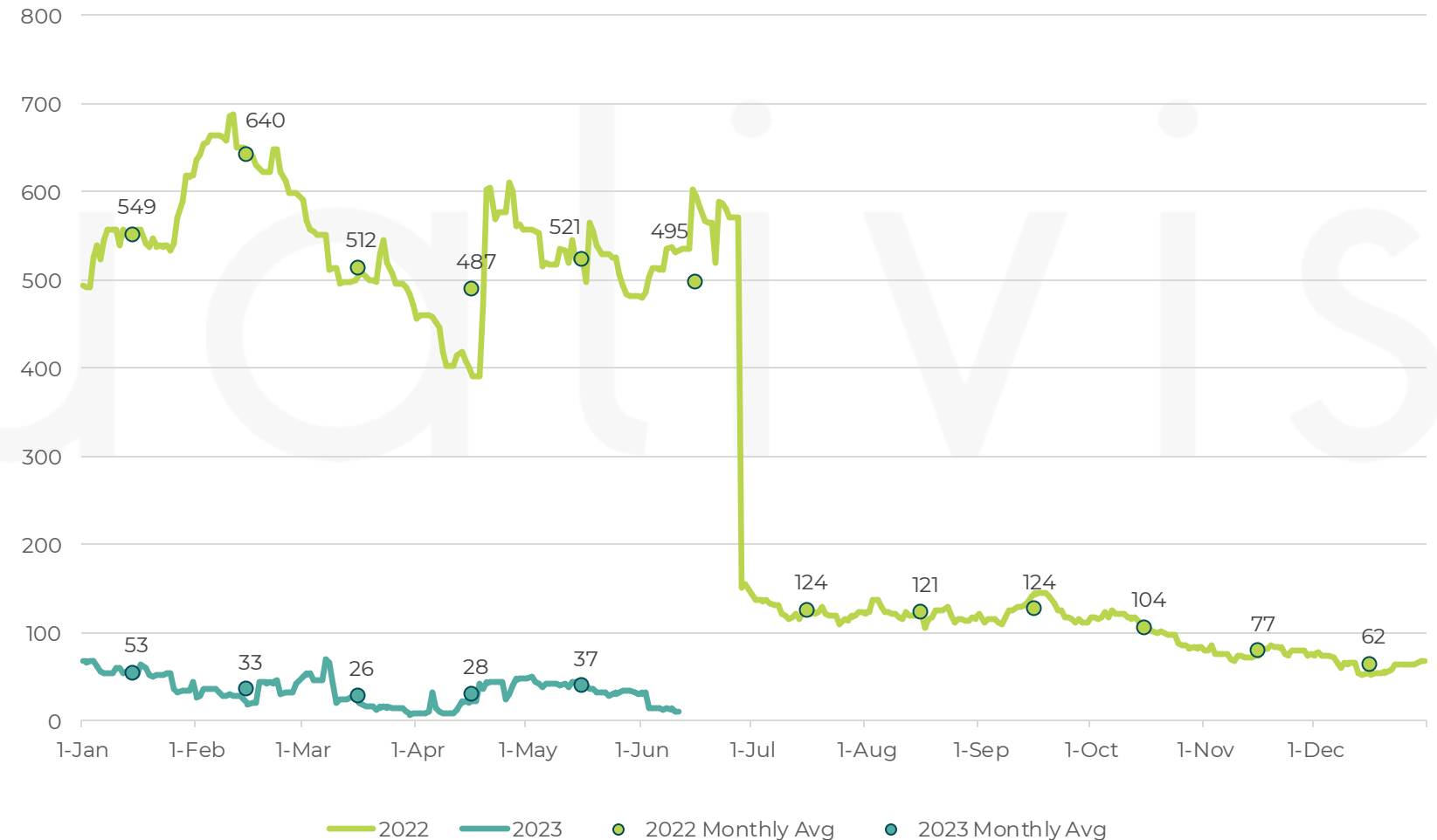


- **QUALIVIS 2023. CONFIDENTIAL. NOT FOR DISTRIBUTION.**
- Open Jobs Data is as of 6/11/2023 and is based Lotus Workforce Solutions data including direct contracts, managed service contracts, and support of third-party staffing programs.
- Travel RN Jobs include all open jobs for travel, contract, EMR, and Strike needs.

National Travel Dialysis RN Job Volume

2020 - 2023

- Travel Dialysis RN jobs have decreased 73% over the last 30 days, with 10 open jobs as of 06/11/2023.
- Travel Dialysis RN jobs are 98% lower today than on this day in 2022.

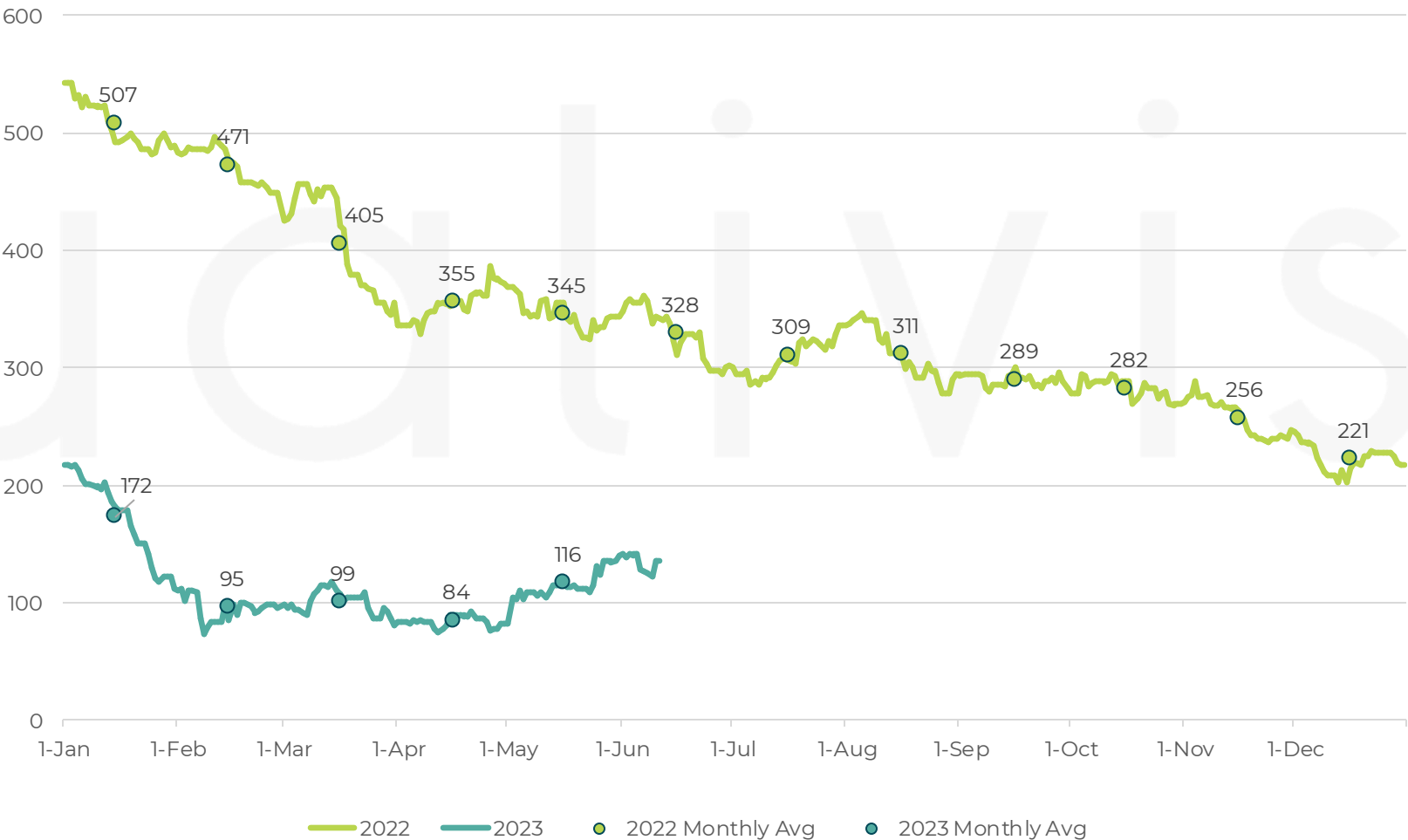


- **QUALIVIS 2023. CONFIDENTIAL. NOT FOR DISTRIBUTION.**
- Open Jobs Data is as of 6/11/2023 and is based on Lotus Workforce Solutions data including direct contracts, managed service contracts, and support of third-party staffing program.
- Travel RN Jobs include all open jobs for travel, contract, EMR, and Strike needs.

National Travel Cath Lab RN Job Volume

2020 - 2023

- Travel Cath Lab RN jobs have increased 25% over the last 30 days, with 135 open jobs as of 06/11/2023.
- Travel Cath Lab RN jobs are 61% lower today than on this day in 2022.



- **QUALIVIS 2023. CONFIDENTIAL. NOT FOR DISTRIBUTION.**
- Open Jobs Data is as of 6/11/2023 and is based Lotus WorkforceSolutions data including direct contracts, managed service contracts, and support of third-party staffing program.
- Travel RN Jobs include all open jobs for travel, contract, EMR, and Strike needs.

National Travel PACU RN Job Volume

2020 - 2023

- Travel PACU RN jobs have increased 39% over the last 30 days, with 115 open jobs as of 06/11/2023.
- Travel PACU RN jobs are 66% lower today than on this day in 2022.



- **QUALIVIS 2023. CONFIDENTIAL. NOT FOR DISTRIBUTION.**
- Open Jobs Data is as of 6/11/2023 and is based on Lotus Workforce Solutions data including direct contracts, managed service contracts, and support of third-party staffing programs.
- Travel RN Jobs include all open jobs for travel, contract, EMR, and Strike needs.

National Travel IR RN Job Volume

2020 - 2023

- Travel IR RN jobs have decreased 40% over the last 30 days, with 28 open jobs as of 06/11/2023.
- Travel IR RN jobs are 73% lower today than on this day in 2022.



- **QUALIVIS 2023. CONFIDENTIAL. NOT FOR DISTRIBUTION.**
- Open Jobs Data is as of 6/11/2023 and is based on Lotus Workforce Solutions data including direct contracts, managed service contracts, and support of third-party staffing program.
- Travel Jobs include all open jobs for travel, contract, and Strike needs.

National Travel Home Health RN Job Volume

2020 - 2023

- Travel Home Health RN jobs have decreased 1% over the last 30 days, with 158 open jobs as of 06/11/2023.
- Travel Home Health RN jobs are 34% lower today than on this day in 2022.

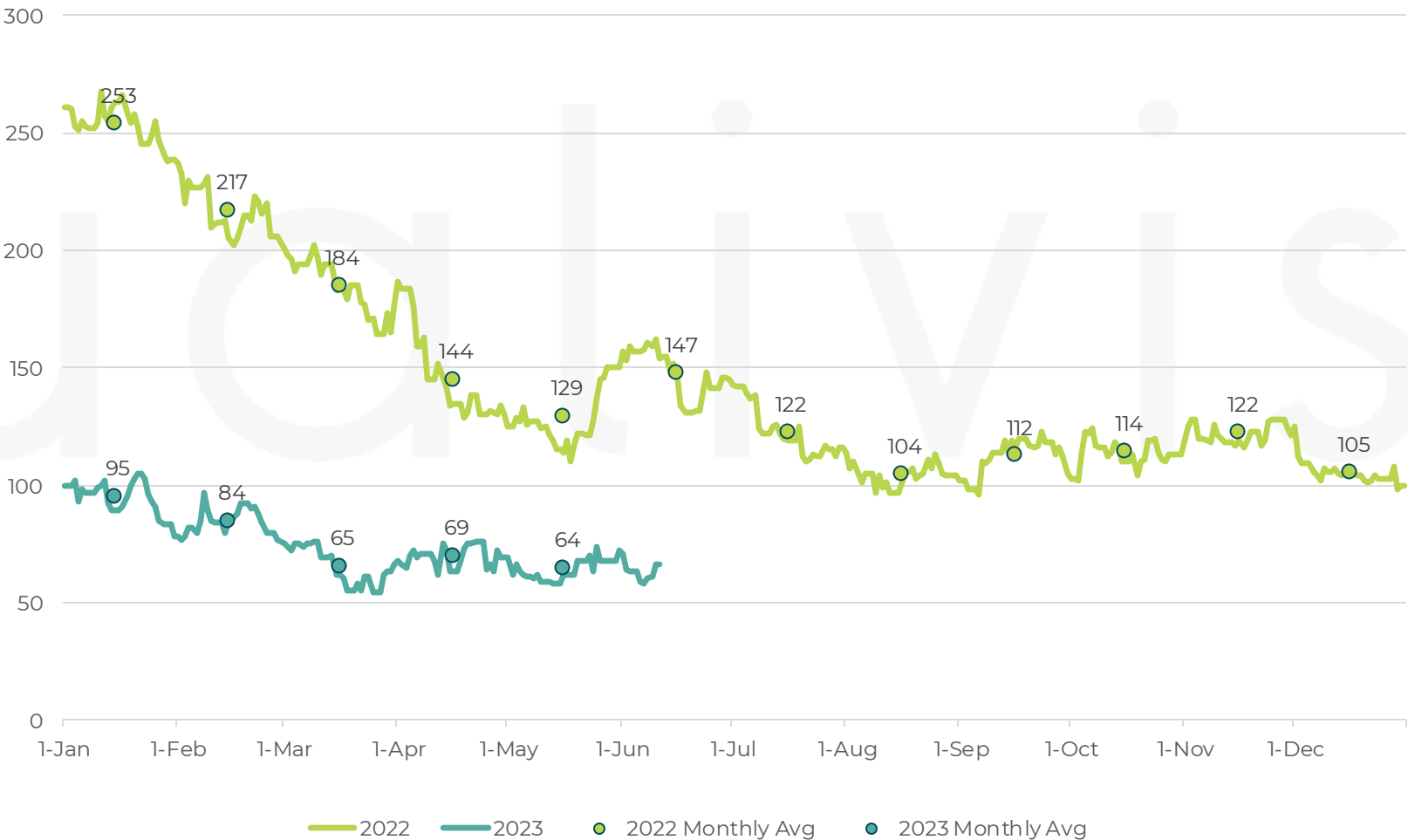


- **QUALIVIS 2023. CONFIDENTIAL. NOT FOR DISTRIBUTION.**
- Open Jobs Data is as of 6/11/2023 and is based Lotus Workforce Solutions data including direct contracts, managed service contracts, and support of third-party staffing program.
- Travel Jobs include all open jobs for travel, contract, and Strike needs.

National Travel Case Management RN Job Volume

2020 - 2023

- Travel Case Management RN jobs have increased 12% over the last 30 days, with 66 open jobs as of 06/11/2023.
- Travel Case Management RN jobs are 57% lower today than on this day in 2022.

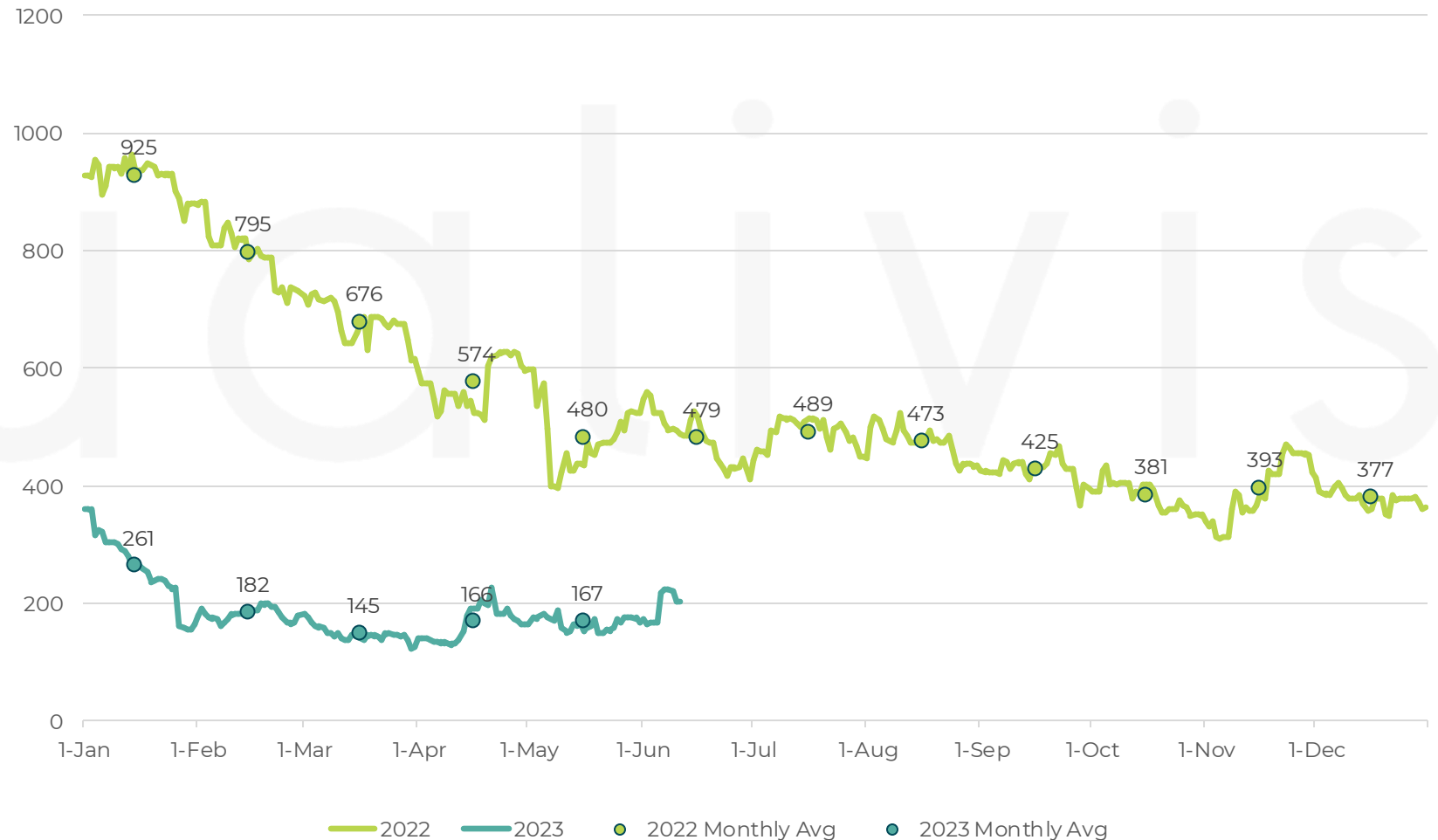


- **QUALIVIS 2023. CONFIDENTIAL. NOT FOR DISTRIBUTION.**
- Open Jobs Data is as of 6/11/2023 and is based Lotus Workforce Solutions data including direct contracts, managed service contracts, and support of third-party staffing program.
- Travel Jobs include all open jobs for travel, contract, and Strike needs.

National Travel Behavioral Health RN Job Volume

2020 - 2023

- Travel Behavioral Health RN jobs have increased 33% over the last 30 days, with 203 open jobs as of 06/11/2023.
- Travel Behavioral Health RN jobs are 58% lower today than on this day in 2022.

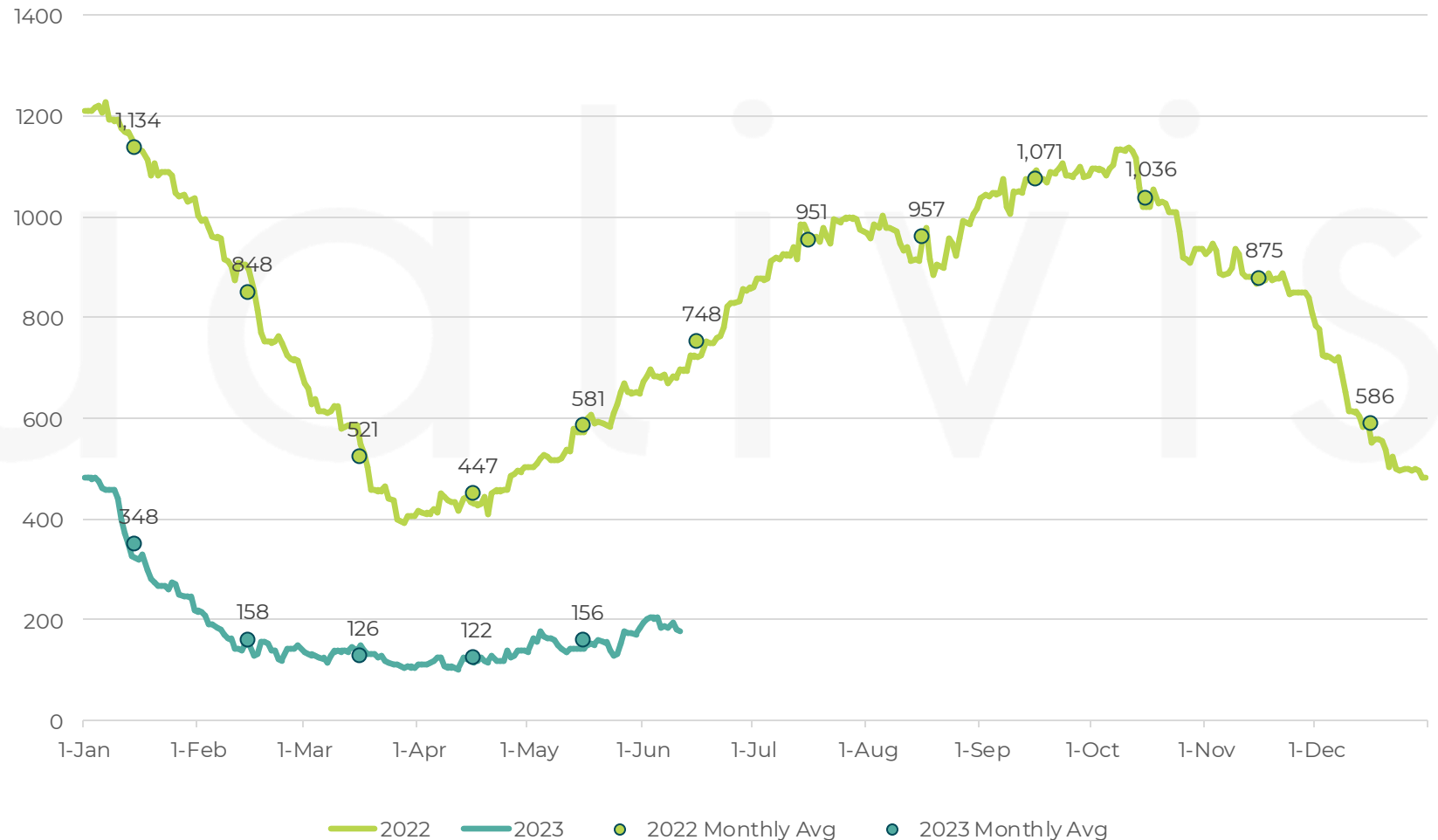


- **QUALIVIS 2023. CONFIDENTIAL. NOT FOR DISTRIBUTION.**
- Open Jobs Data is as of 6/11/2023 and is based Lotus Workforce Solutions data including direct contracts, managed service contracts, and support of third-party staffing program.
- Travel Jobs include all open jobs for travel, contract, and Strike needs.

National Travel Labor & Delivery RN Job Volume

2020 - 2023

- Travel Labor & Delivery RN jobs have increased 26% over the last 30 days, with 180 open jobs as of 06/11/2023.
- Travel Labor & Delivery RN jobs are 74% lower today than on this day in 2022.

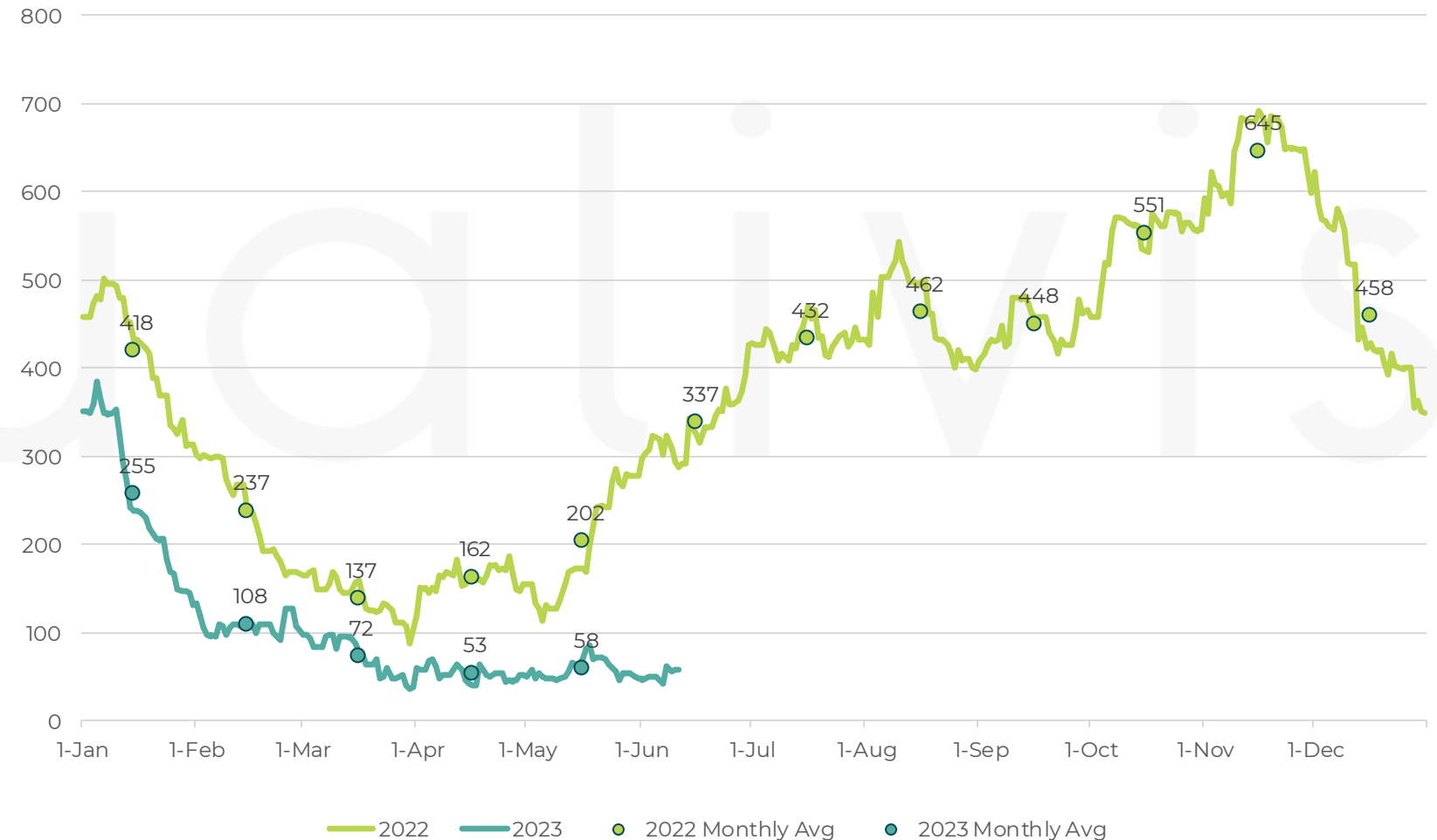


- **QUALIVIS 2023. CONFIDENTIAL. NOT FOR DISTRIBUTION.**
- Open Jobs Data is as of 6/11/2023 and is based Lotus Workforce Solutions data including direct contracts, managed service contracts, and support of third-party staffing program.
- Travel Jobs include all open jobs for travel, contract, and Strike needs.

National Travel NICU RN Job Volume

2020 - 2023

- Travel NICU RN jobs have increased 5% over the last 30 days, with 58 open jobs as of 06/11/2023.
- Travel NICU RN jobs are 80% lower today than on this day in 2022.

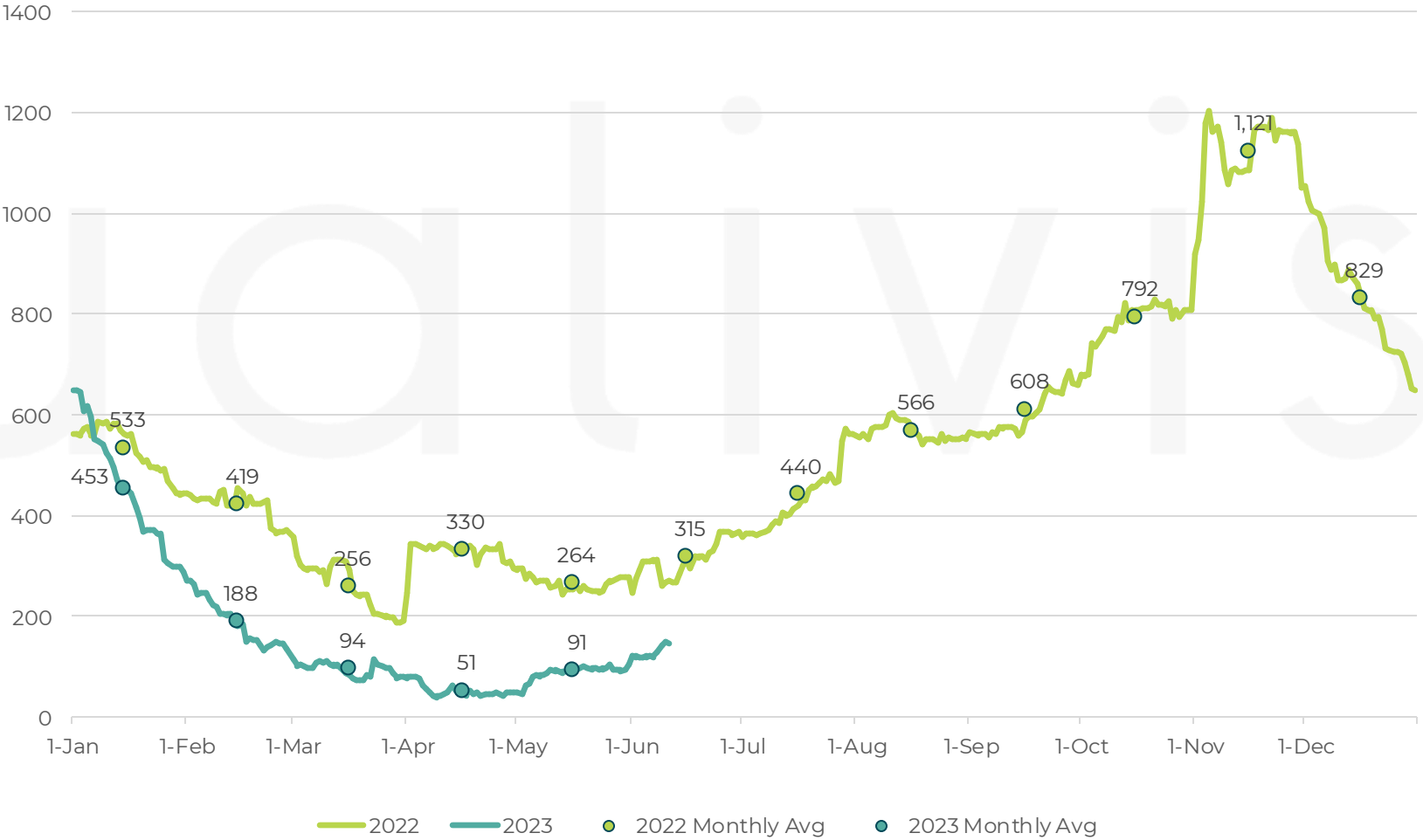


- **QUALIVIS 2023. CONFIDENTIAL. NOT FOR DISTRIBUTION.**
- Open Jobs Data is as of 6/11/2023 and is based Lotus Workforce Solutions data including direct contracts, managed service contracts, and support of third-party staffing program.
- Travel Jobs include all open jobs for travel, contract, and Strike needs.

National Travel PICU RN Job Volume

2020 - 2023

- Travel PICU RN jobs have increased 62% over the last 30 days, with 149 open jobs as of 06/11/2023.
- Travel PICU RN jobs are 45% lower today than on this day in 2022.

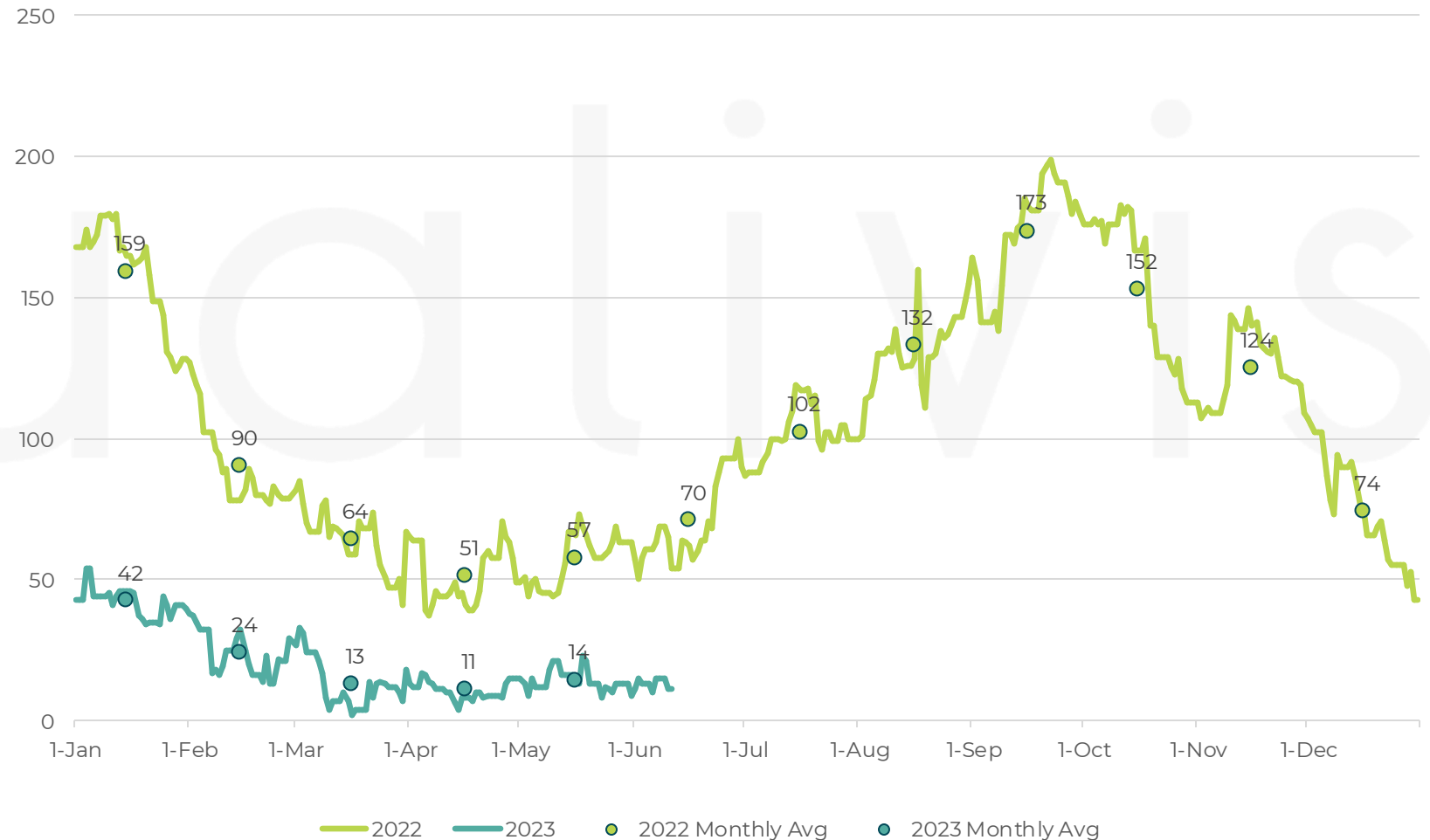


- **QUALIVIS 2023. CONFIDENTIAL. NOT FOR DISTRIBUTION.**
- Open Jobs Data is as of 6/11/2023 and is based Lotus Workforce Solutions data including direct contracts, managed service contracts, and support of third-party staffing program.
- PICU includes PICU and CVPICU.
- Travel Jobs include all open jobs for travel, contract, and Strike needs.

National Travel Mother/Baby RN Job Volume

2020 - 2023

- Travel Mother/Baby RN jobs have decreased 31% over the last 30 days, with 11 open jobs as of 06/11/2023.
- Travel Mother/Baby RN jobs are 80% lower today than on this day in 2022.



- **QUALIVIS 2023. CONFIDENTIAL. NOT FOR DISTRIBUTION.**
- Open Jobs Data is as of 6/11/2023 and is based Lotus Workforce Solutions data including direct contracts, managed service contracts, and support of third-party staffing program.
- Travel Jobs include all open jobs for travel, contract, and Strike needs.

National Travel CNA Job Volume

2020 - 2023

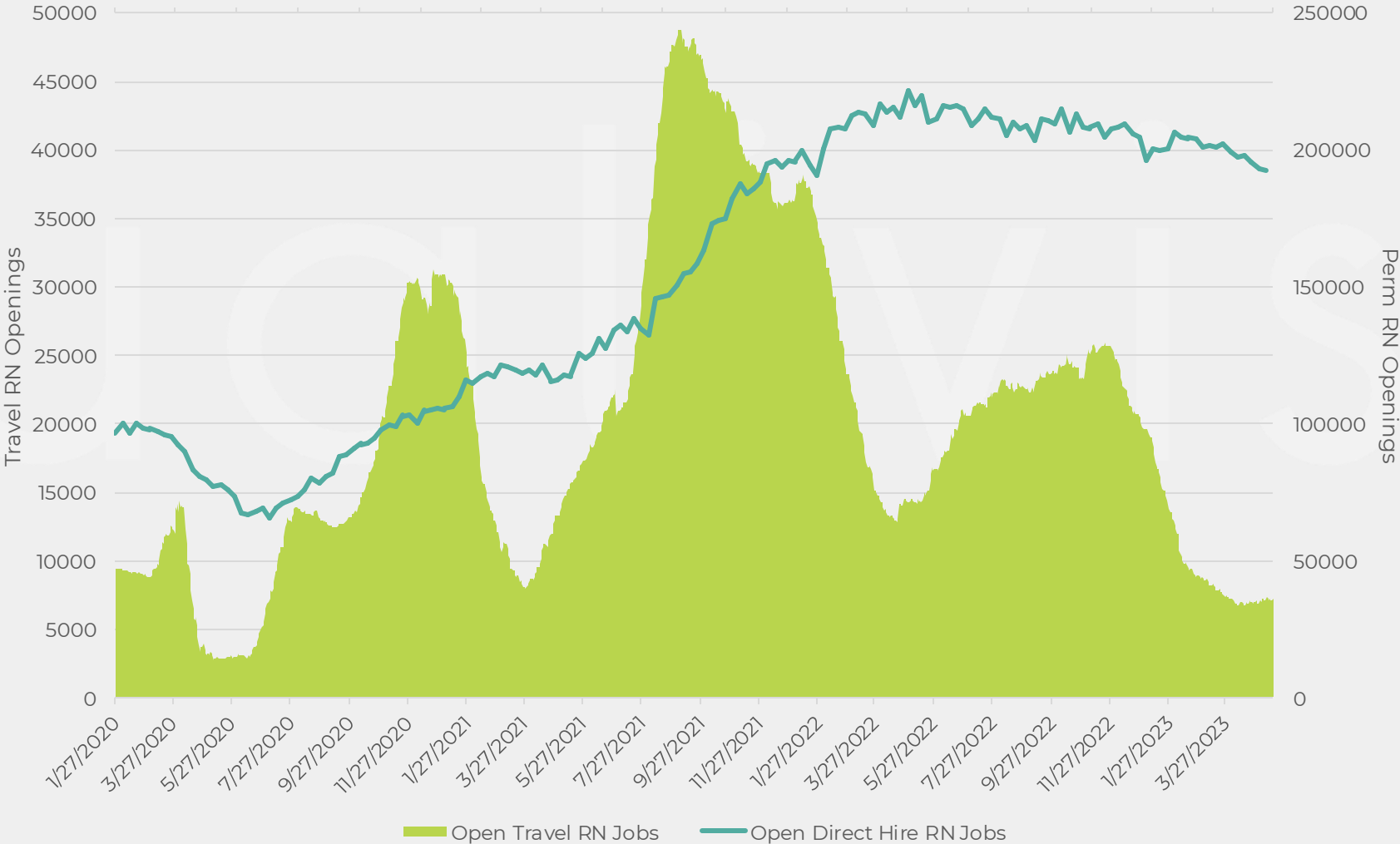
- Travel CNA jobs have decreased 28% over the last 30 days, with 200 open jobs as of 06/11/2023.
- Travel CNA jobs are 49% lower today than on this day in 2022.



- **QUALIVIS 2023. CONFIDENTIAL. NOT FOR DISTRIBUTION.**
- Open Jobs Data is as of 6/11/2023 and is based Lotus Workforce Solutions data including direct contracts, managed service contracts, and support of third-party staffing program.
- Travel Jobs include all open jobs for travel, contract, and Strike needs.

National Travel Nursing & Direct Hire Job Volume

2020 - 2023



- **QUALIVIS 2023. CONFIDENTIAL. NOT FOR DISTRIBUTION.**
- Data is as of 6/11/2023 and is based on Lotus Workforce Solutions data including direct contracts, managed service contracts, and support of third-party staffing programs.
- Travel RN Jobs include all open jobs for travel, contract, EMR, and Strike needs.
- Direct Hire RN Data is from LiquidCompass.com as of 5/26/2023.


Qualivis

Allied Demand

June 11, 2023

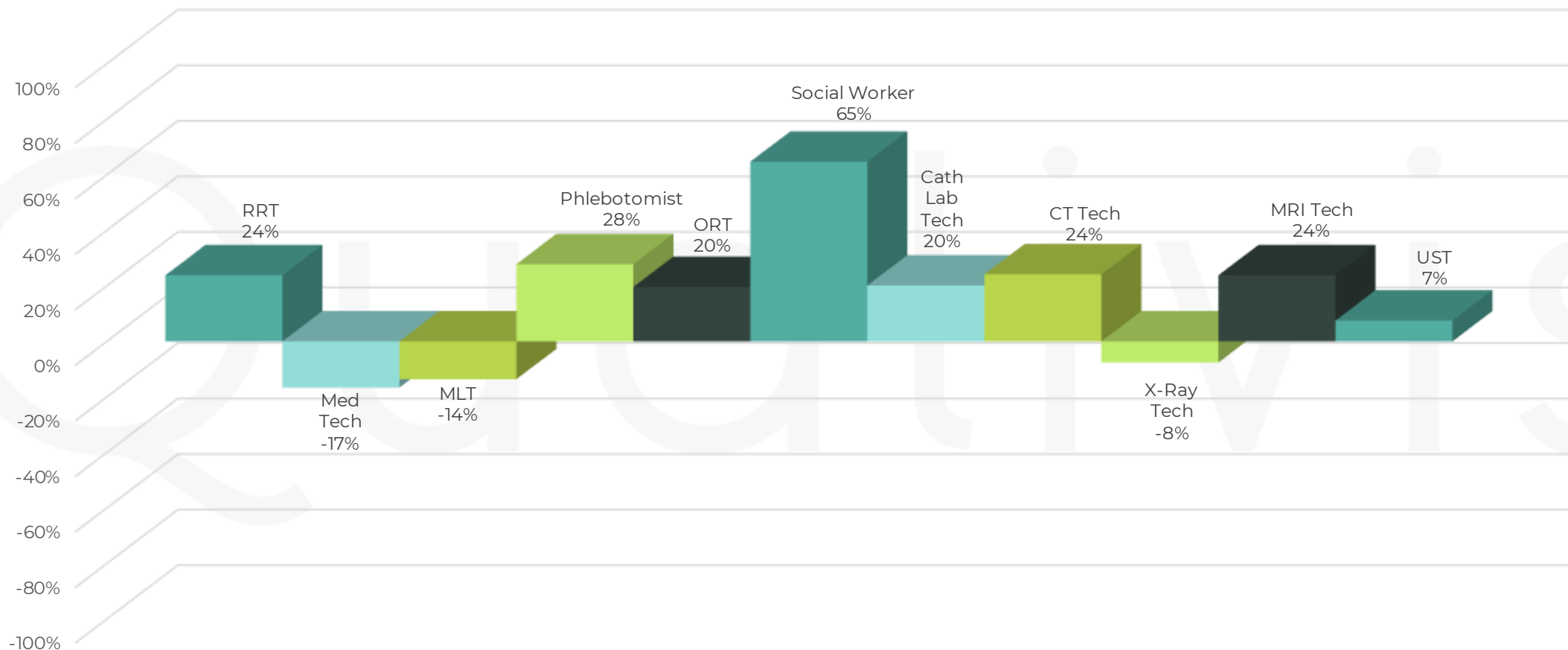
CONFIDENTIAL

This report, including the data and images within, is owned by Aya Healthcare Inc, including its subsidiaries. Reports are created for client use only. Not for distribution.



Change in Open Jobs - Allied

Last 30 Days



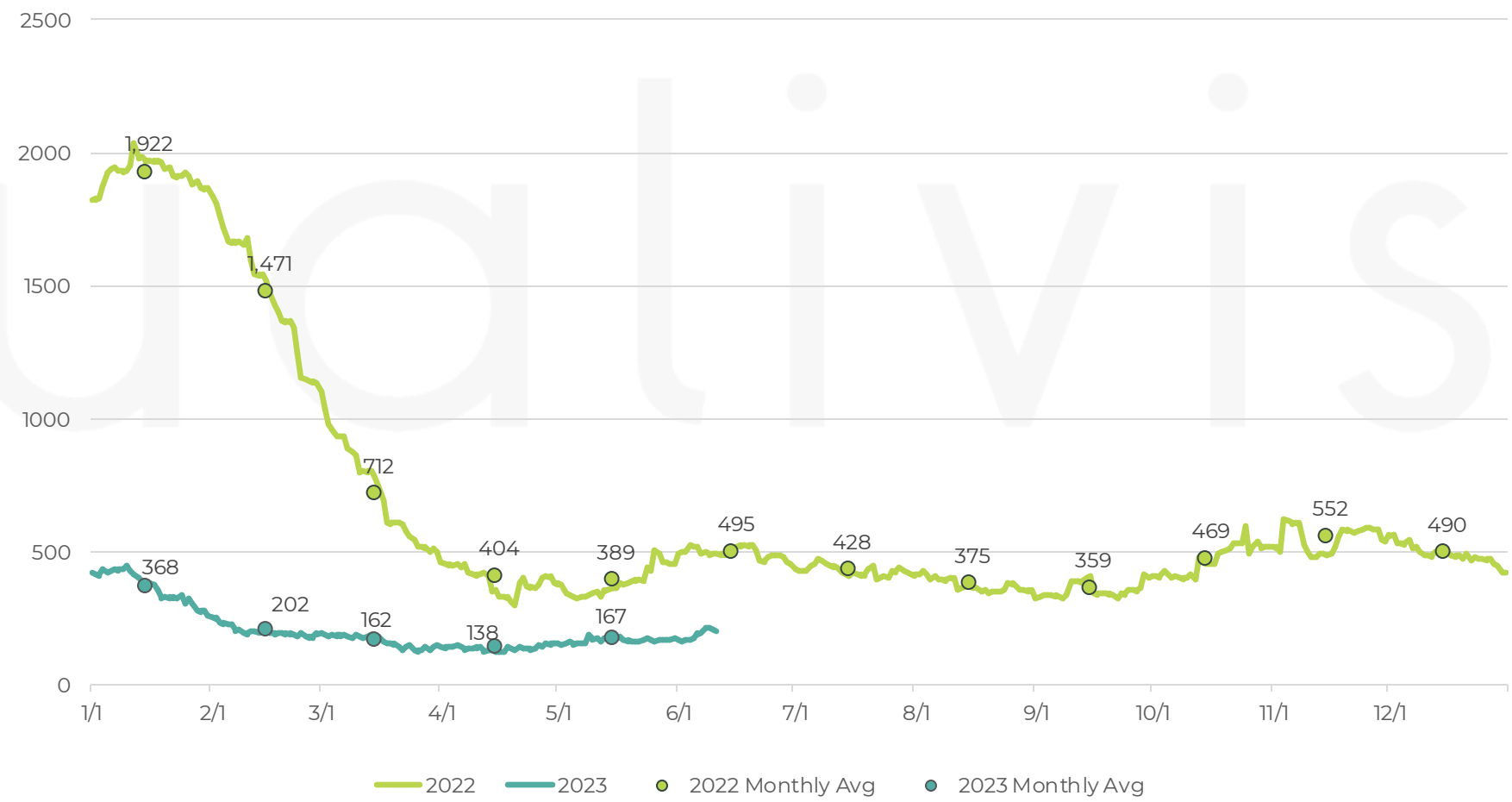
- **QUALIVIS 2023. CONFIDENTIAL. NOT FOR DISTRIBUTION.**

- Data is as of 6/11/2023 and is based on Lotus Workforce Solutions data including direct contracts, managed service contracts, and support of third-party staffing programs.
- Data represents % change between 5/12/2023 and 6/11/2023.
- Data reflects open travel positions within each profession/specialty.

National Travel RRT Job Volume

YEAR OVER YEAR

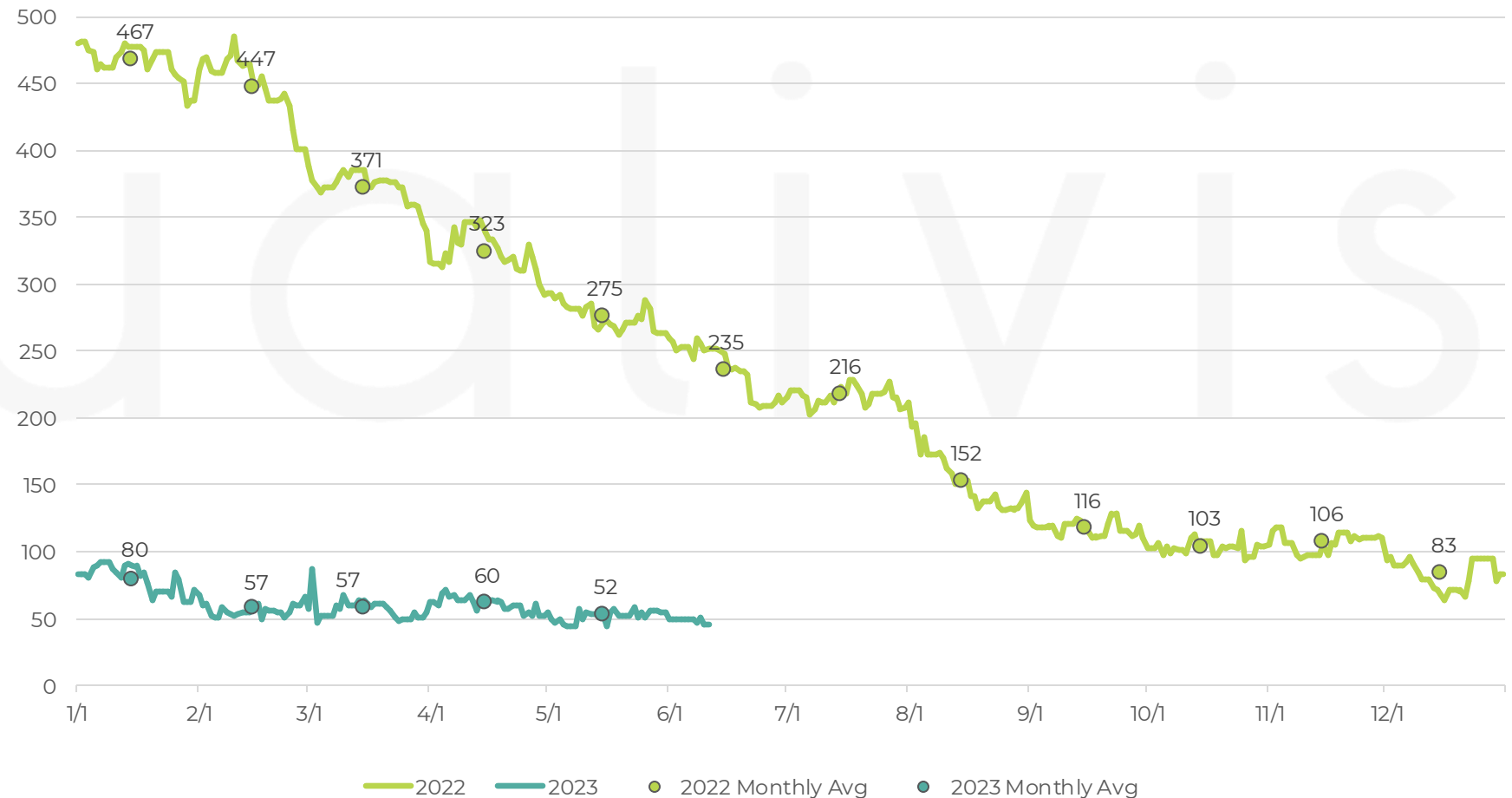
- Travel RRT jobs have increased 24% over the last 30 days, with 203 open jobs as of 06/11/2023.
 - Travel RRT job demand is 59% lower than on this day in 2022.
- QUALIVIS 2023. CONFIDENTIAL. NOT FOR DISTRIBUTION.**
- Open Jobs Data is as of 6/11/2023 and is based on Lotus Workforce Solutions data including direct contracts, managed service contracts, and support of third-party staffing programs.
 - RRT includes CRT, RRT, and RRT NICU.
 - Travel Jobs include all open jobs for travel, contract, and Strike needs.



National Travel Med Tech Job Volume

YEAR OVER YEAR

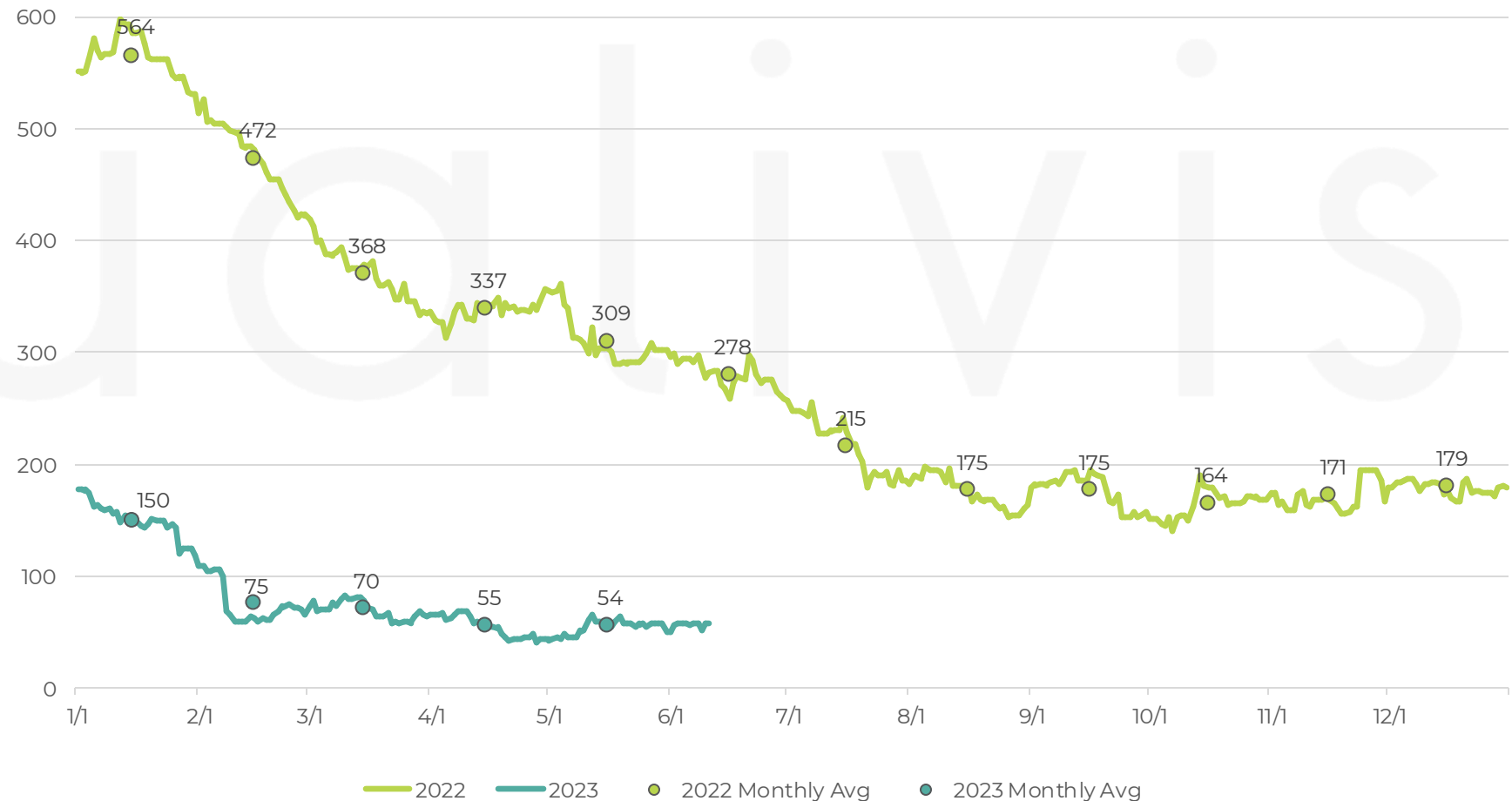
- Travel Med Tech jobs have decreased 17% over the last 30 days, with 45 open jobs as of 06/11/2023.
- Travel Med Tech job demand is 82% lower than on this day in 2022.
- **QUALIVIS 2023. CONFIDENTIAL. NOT FOR DISTRIBUTION.**
- Open Jobs Data is as of 6/11/2023 and is based on Lotus Workforce Solutions data including direct contracts, managed service contracts, and support of third-party staffing programs.
- Travel Jobs include all open jobs for travel, contract, EMR, and Strike needs.



National Travel MLT Job Volume

YEAR OVER YEAR

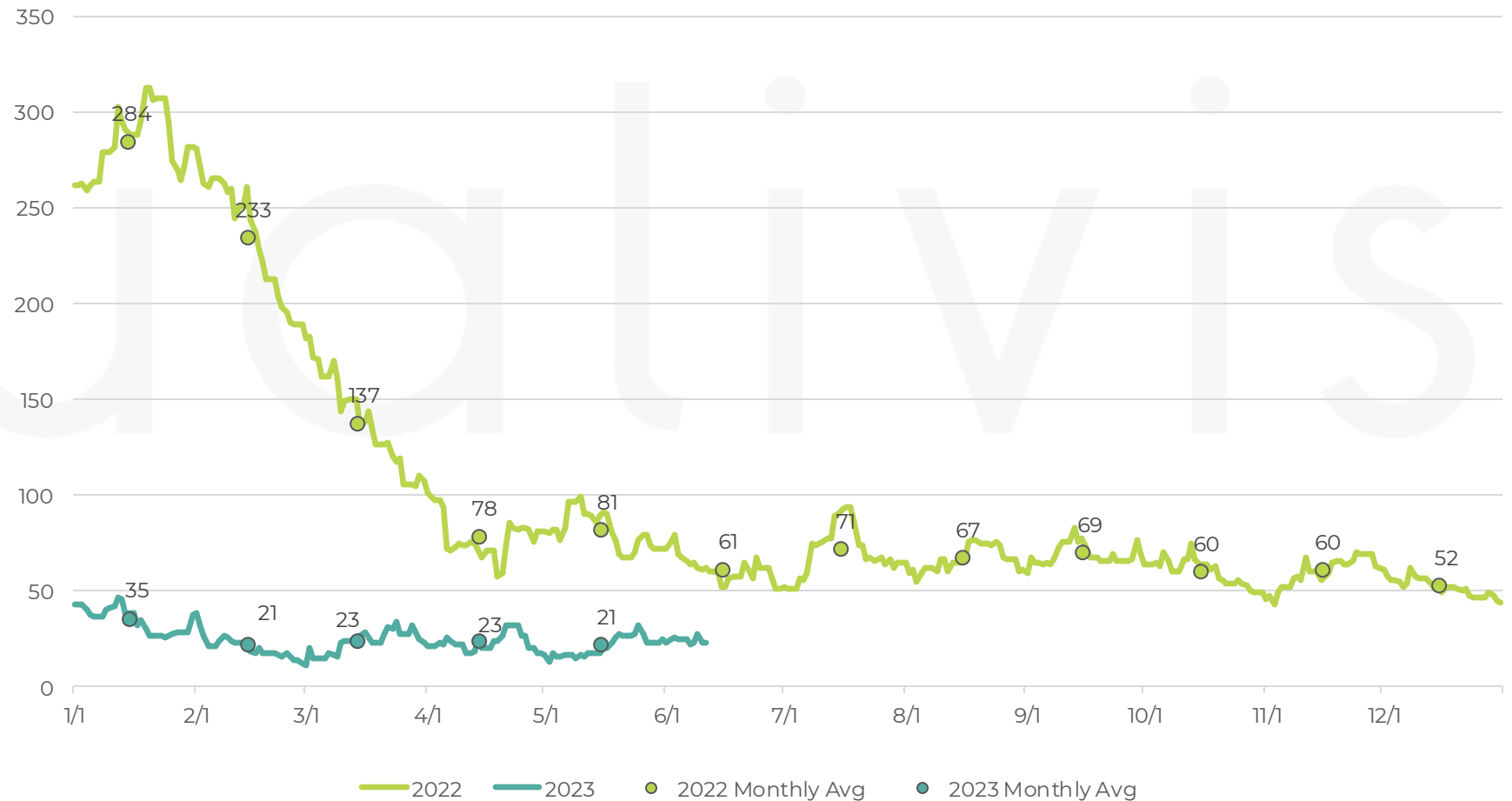
- Travel MLT jobs have decreased 14% over the last 30 days, with 57 open jobs as of 06/11/2023.
 - Travel MLT job demand is 80% lower than on this day in 2022.
-
- **QUALIVIS 2023. CONFIDENTIAL. NOT FOR DISTRIBUTION.**
 - Open Jobs Data is as of 6/11/2023 and is based on Lotus Workforce Solutions data including direct contracts, managed service contracts, and support of third-party staffing programs.
 - Travel Jobs include all open jobs for travel, contract, EMR, and Strike needs.



National Travel Phlebotomist Job Volume

YEAR OVER YEAR

- Travel Phlebotomist jobs have increased 28% over the last 30 days, with 23 open jobs as of 06/11/2023.
- Travel Phlebotomist job demand is 63% lower than on this day in 2022.
- **QUALIVIS 2023. CONFIDENTIAL. NOT FOR DISTRIBUTION.**
- Open Jobs Data is as of 6/11/2023 and is based on Lotus Workforce Solutions data including direct contracts, managed service contracts, and support of third-party staffing programs.
- Travel Jobs include all open jobs for travel, contract, EMR, and Strike needs.



National Travel OR Tech Job Volume

YEAR OVER YEAR

- Travel OR Tech jobs have increased 20% over the last 30 days, with 525 open jobs as of 06/11/2023.
- Travel OR Tech job demand is 62% lower than on this day in 2022.

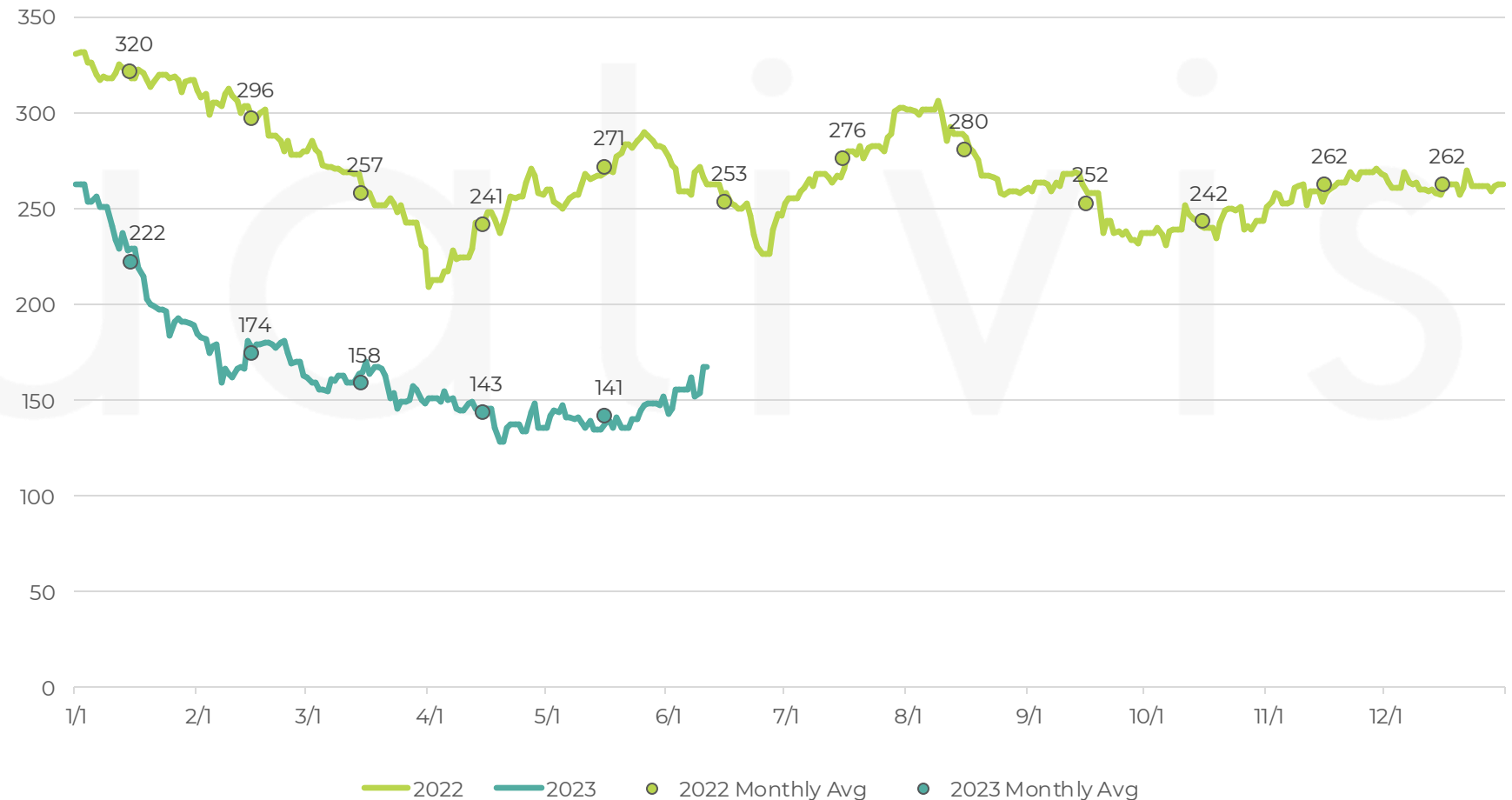
- **QUALIVIS 2023. CONFIDENTIAL. NOT FOR DISTRIBUTION.**
- Open Jobs Data is as of 6/11/2023 and is based on Lotus Workforce Solutions data including direct contracts, managed service contracts, and support of third-party staffing programs.
- Travel Jobs include all open jobs for travel, contract, EMR, and Strike needs.



National Travel Cath Lab Tech Job Volume

YEAR OVER YEAR

- Travel Cath Lab Tech jobs have increased 20% over the last 30 days, with 167 open jobs as of 06/11/2023.
 - Travel Cath Lab Tech job demand is 37% lower than on this day in 2022.
-
- **QUALIVIS 2023. CONFIDENTIAL. NOT FOR DISTRIBUTION.**
 - Open Jobs Data is as of 6/11/2023 and is based on Lotus Workforce Solutions data including direct contracts, managed service contracts, and support of third-party staffing programs.
 - Travel Jobs include all open jobs for travel, contract, EMR, and Strike needs.



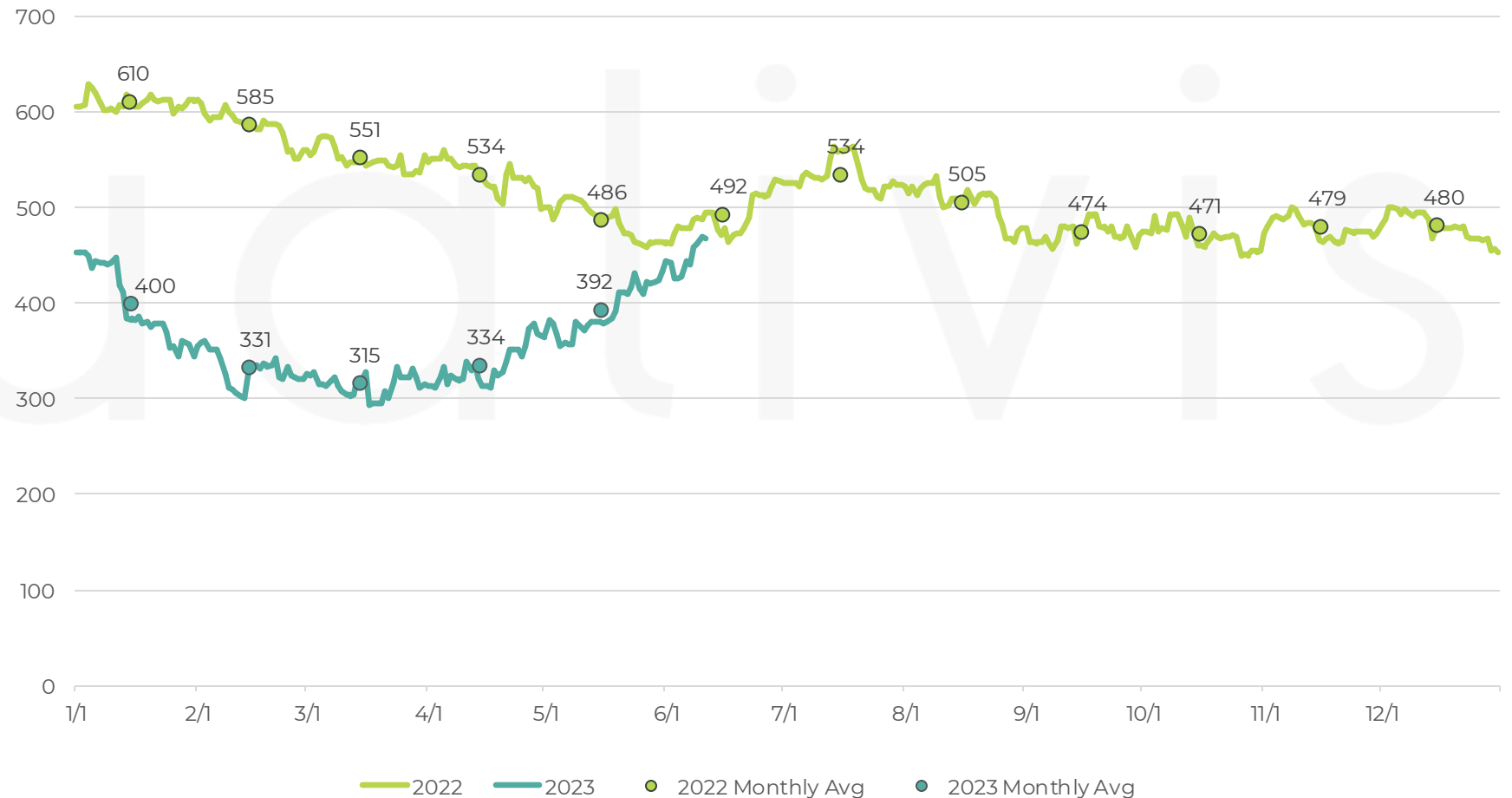
National Travel CT Tech Job Volume

YEAR OVER YEAR

- Travel CT Tech jobs have increased 24% over the last 30 days, with 468 open jobs as of 06/11/2023.

- Travel CT Tech job demand is 6% lower than on this day in 2022.

- QUALIVIS 2023. CONFIDENTIAL. NOT FOR DISTRIBUTION.**
- Open Jobs Data is as of 6/11/2023 and is based on Lotus Workforce Solutions data including direct contracts, managed service contracts, and support of third-party staffing programs.
- Travel Jobs include all open jobs for travel, contract, EMR, and Strike needs.

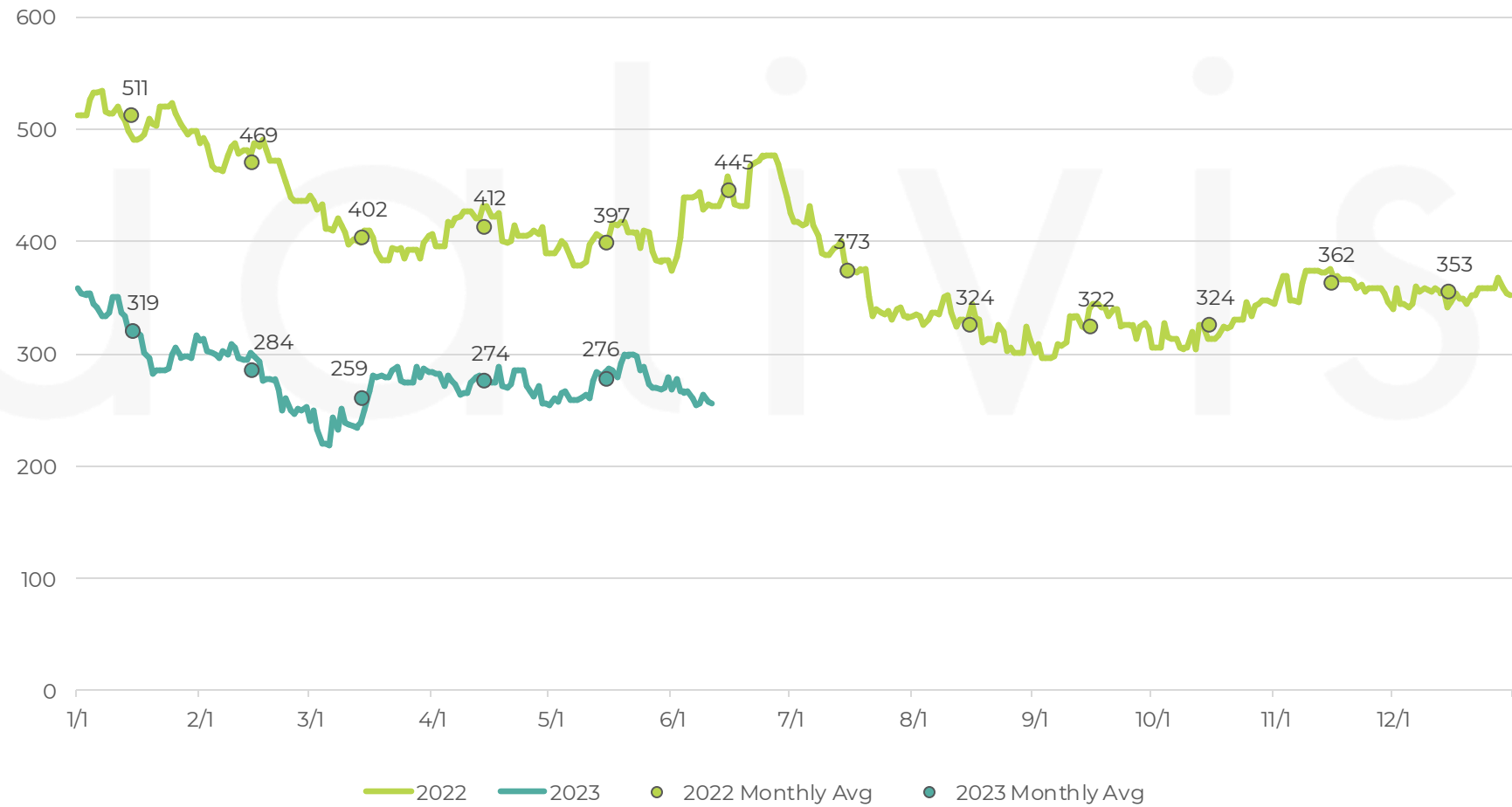


National Travel X-Ray Tech Job Volume

YEAR OVER YEAR

- Travel X-Ray Tech jobs have decreased 8% over the last 30 days, with 255 open jobs as of 06/11/2023.
- Travel X-Ray Tech job demand is 41% lower than on this day in 2022.

- **QUALIVIS 2023. CONFIDENTIAL. NOT FOR DISTRIBUTION.**
- Open Jobs Data is as of 6/11/2023 and is based on Lotus Workforce Solutions data including direct contracts, managed service contracts, and support of third-party staffing programs.
- Travel Jobs include all open jobs for travel, contract, EMR, and Strike needs.



National Travel MRI Tech Job Volume

YEAR OVER YEAR

- Travel MRI Tech jobs have increased 24% over the last 30 days, with 130 open jobs as of 06/11/2023.

- Travel MRI Tech job demand is 42% lower than on this day in 2022.

- **QUALIVIS 2023. CONFIDENTIAL. NOT FOR DISTRIBUTION.**
- Open Jobs Data is as of 6/11/2023 and is based on Lotus Workforce Solutions data including direct contracts, managed service contracts, and support of third-party staffing programs.
- Travel Jobs include all open jobs for travel, contract, EMR, and Strike needs.

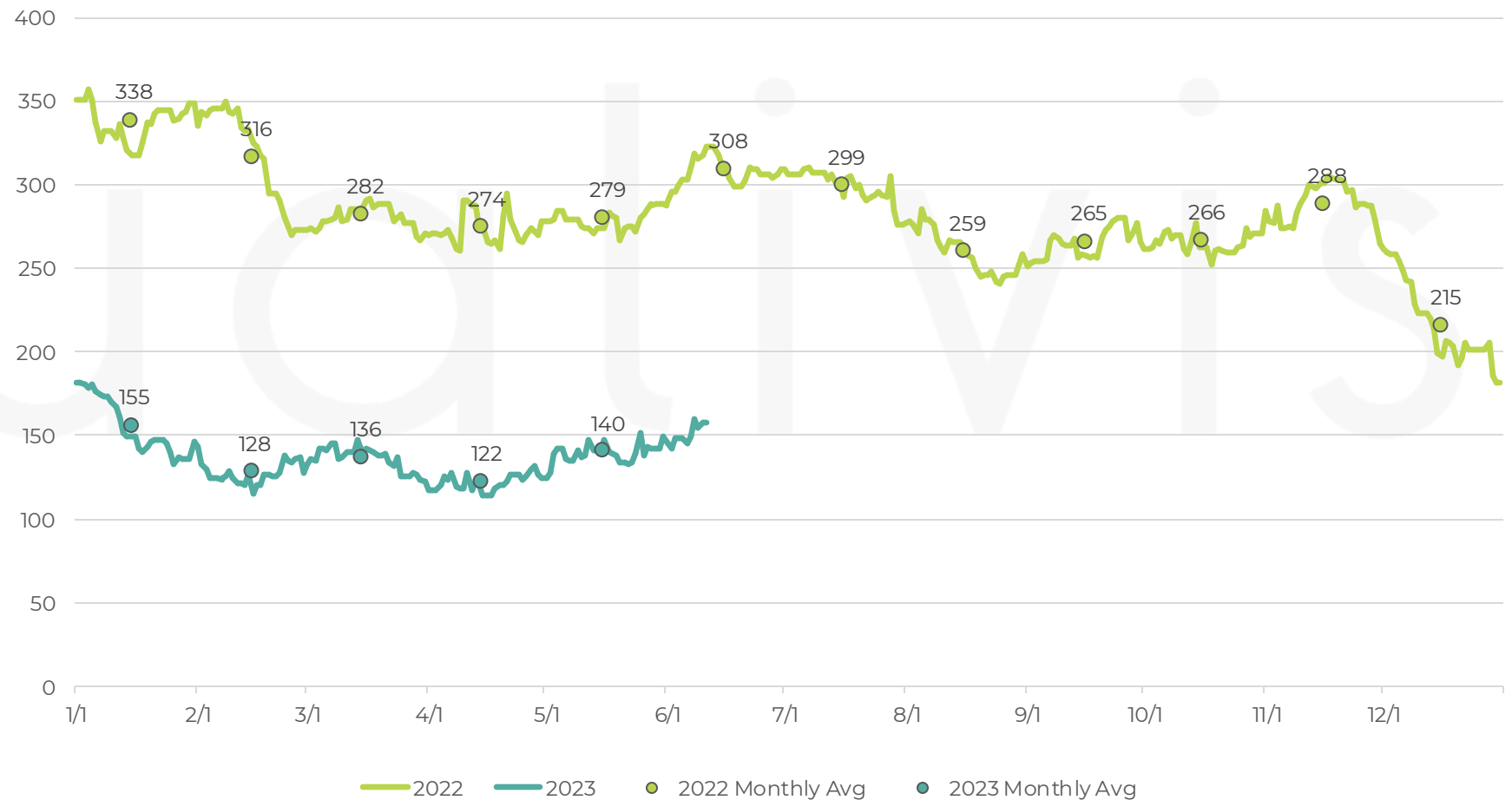


National Travel Ultrasound Tech Job Volume

YEAR OVER YEAR

- Travel Ultrasound Tech jobs have increased 7% over the last 30 days, with 158 open jobs as of 06/11/2023.
- Travel Ultrasound Tech job demand is 51% lower than on this day in 2022.

- **QUALIVIS 2023. CONFIDENTIAL. NOT FOR DISTRIBUTION.**
- Open Jobs Data is as of 6/11/2023 and is based on Lotus Workforce Solutions data including direct contracts, managed service contracts, and support of third-party staffing programs.
- Travel Jobs include all open jobs for travel, contract, EMR, and Strike needs.



National Travel IR Tech Demand

2020 – 2023

- Travel IR Tech jobs have increased 17% over the last 30 days, with 108 open jobs as of 6/12/2023.
- Travel IR Tech job demand is 29% lower than on this day in 2022.

- **QUALIVIS 2023. CONFIDENTIAL. NOT FOR DISTRIBUTION.**
- Data is as of 6/12/2023 and is based on Lotus Workforce Solutions data including direct contracts, managed service contracts, and support of third-party staffing programs.
- Travel RN Jobs include all open jobs for travel, contract, EMR, and Strike needs.

